

**STATEMENT OF APPROVED BUDGET, UTILIZATIONS, DISBURSMENTS AND BALANCES**  
As of the Quarter Ending March 31, 2014

FAR No. 2

Department : State Universities and Colleges  
Agency : BARCELONA STATE UNIVERSITY  
Operating Unit : BU SYSTEM  
Organization Code (UACS) : 08 928 89 00000  
Funding Source Code (as clustered) : 208441-SB164

| Particulars                           | UACS CODE | Approved Budget         |  | Budget Utilization        |                 |                |                 |                | Disbursements |                 |                |                 |                | BALANCES      |                |                                       |                            |
|---------------------------------------|-----------|-------------------------|--|---------------------------|-----------------|----------------|-----------------|----------------|---------------|-----------------|----------------|-----------------|----------------|---------------|----------------|---------------------------------------|----------------------------|
|                                       |           | Approved Budget Revenue | Adjustments (Additions, Reductions, Reallocations) | Adjusted Budgeted Revenue | 1st Quarter     | 2nd Quarter    | 3rd Quarter     | 4th Quarter    | Total         | 1st Quarter     | 2nd Quarter    | 3rd Quarter     | 4th Quarter    | Total         | Unpaid Budget  | Unpaid Utilizations [10-16] = (17+18) |                            |
|                                       |           |                         |  |                           | Ending March 31 | Ending June 30 | Ending Sept. 30 | Ending Dec. 31 |               | Ending March 31 | Ending June 30 | Ending Sept. 30 | Ending Dec. 31 |               |                | Unpaid                                | Not Yet Due and Demandable |
| 1                                     | 2         | 3                       | 4  | 5                         | 6               | 7              | 8               | 9              | 10            | 11              | 12             | 13              | 14             | 15            | 16             | 17                                    | 18                         |
| <b>Agency Approved Budget</b>         |           |                         |  |                           |                 |                |                 |                |               |                 |                |                 |                |               |                |                                       |                            |
| General Administration and Support    |           |                         |  |                           |                 |                |                 |                |               |                 |                |                 |                |               |                |                                       |                            |
| General Administration and Supervisor |           |                         |  |                           |                 |                |                 |                |               |                 |                |                 |                |               |                |                                       |                            |
| PAP                                   |           | 34,397,000.00           | 0.00   | 34,397,000.00             | 2,525,000.00    | 0.00           | 0.00            | 0.00           | 2,525,000.00  | 2,523,000.00    | 0.00           | 0.00            | 0.00           | 2,523,000.00  | 31,874,000.00  | 0.00                                  | 0.00                       |
| PS                                    |           | 7,408,000.00            |  | 7,408,000.00              | 141,000.00      |                |                 |                | 141,000.00    | 141,000.00      |                |                 |                | 141,000.00    | 7,267,000.00   |                                       |                            |
| MOOE                                  |           | 17,886,000.00           |  | 17,886,000.00             | 1,410,000.00    |                |                 |                | 1,410,000.00  | 1,410,000.00    |                |                 |                | 1,410,000.00  | 16,476,000.00  |                                       |                            |
| CO                                    |           | 9,077,000.00            |  | 9,077,000.00              | 984,000.00      |                |                 |                | 984,000.00    | 984,000.00      |                |                 |                | 984,000.00    | 8,113,000.00   |                                       |                            |
| Support to Operations                 |           | 38,224,000.00           | 0.00   | 38,224,000.00             | 5,483,484.28    | 0.00           | 0.00            | 0.00           | 5,483,484.28  | 5,483,484.28    | 0.00           | 0.00            | 0.00           | 5,483,484.28  | 32,740,515.74  | 0.00                                  | 0.00                       |
| PAP                                   |           | 33,854,000.00           |  | 33,854,000.00             | 5,483,484.28    |                |                 |                | 5,483,484.28  | 5,483,484.28    |                |                 |                | 5,483,484.28  | 0.00           |                                       |                            |
| MOOE                                  |           | 4,370,000.00            |  | 4,370,000.00              | 0.00            |                |                 |                | 0.00          | 0.00            |                |                 |                | 0.00          | 0.00           |                                       |                            |
| CO                                    |           | 4,370,000.00            |  | 4,370,000.00              | 0.00            |                |                 |                | 0.00          | 0.00            |                |                 |                | 0.00          | 0.00           |                                       |                            |
| Operations                            |           | 141,111,000.00          | 0.00   | 141,111,000.00            | 2,612,478.88    | 0.00           | 0.00            | 0.00           | 2,612,478.88  | 2,612,478.88    | 0.00           | 0.00            | 0.00           | 2,612,478.88  | 133,698,521.04 | 0.00                                  | 0.00                       |
| PAP                                   |           | 124,627,000.00          | 0.00   | 124,627,000.00            | 7,426,020.04    | 0.00           | 0.00            | 0.00           | 7,426,020.04  | 7,426,020.04    | 0.00           | 0.00            | 0.00           | 7,426,020.04  | 117,100,979.96 | 0.00                                  | 0.00                       |
| MFO 1 - Higher Education              |           | 60,247,000.00           |  | 60,247,000.00             | 4,583,328.04    |                |                 |                | 4,583,328.04  | 4,583,328.04    |                |                 |                | 4,583,328.04  | 45,663,671.96  |                                       |                            |
| PAP                                   |           | 37,231,000.00           |  | 37,231,000.00             | 2,500,000.00    |                |                 |                | 2,500,000.00  | 2,500,000.00    |                |                 |                | 2,500,000.00  | 34,731,000.00  |                                       |                            |
| MOOE                                  |           | 37,048,000.00           |  | 37,048,000.00             | 342,691.00      |                |                 |                | 342,691.00    | 342,691.00      |                |                 |                | 342,691.00    | 36,705,309.00  |                                       |                            |
| CO                                    |           | 0.00                    |  | 0.00                      | 0.00            |                |                 |                | 0.00          | 0.00            |                |                 |                | 0.00          | 0.00           |                                       |                            |
| MFO 2 - Advanced Education            |           | 0.00                    |  | 0.00                      | 0.00            |                |                 |                | 0.00          | 0.00            |                |                 |                | 0.00          | 0.00           |                                       |                            |
| PAP                                   |           | 0.00                    |  | 0.00                      | 0.00            |                |                 |                | 0.00          | 0.00            |                |                 |                | 0.00          | 0.00           |                                       |                            |
| MOOE                                  |           | 0.00                    |  | 0.00                      | 0.00            |                |                 |                | 0.00          | 0.00            |                |                 |                | 0.00          | 0.00           |                                       |                            |
| CO                                    |           | 0.00                    |  | 0.00                      | 0.00            |                |                 |                | 0.00          | 0.00            |                |                 |                | 0.00          | 0.00           |                                       |                            |
| MFO 3 - Research Services             |           | 8,339,000.00            | 0.00   | 8,339,000.00              | 66,480.82       | 0.00           | 0.00            | 0.00           | 66,480.82     | 66,480.82       | 0.00           | 0.00            | 0.00           | 66,480.82     | 8,272,519.18   | 0.00                                  | 0.00                       |
| PAP                                   |           | 8,339,000.00            |  | 8,339,000.00              | 66,480.82       |                |                 |                | 66,480.82     | 66,480.82       |                |                 |                | 66,480.82     | 8,272,519.18   |                                       |                            |
| MOOE                                  |           | 0.00                    |  | 0.00                      | 0.00            |                |                 |                | 0.00          | 0.00            |                |                 |                | 0.00          | 0.00           |                                       |                            |
| CO                                    |           | 0.00                    |  | 0.00                      | 0.00            |                |                 |                | 0.00          | 0.00            |                |                 |                | 0.00          | 0.00           |                                       |                            |
| MFO 4 - Extension Services            |           | 9,230,000.00            |  | 9,230,000.00              | 78,755.82       |                |                 |                | 78,755.82     | 78,755.82       |                |                 |                | 78,755.82     | 9,151,244.18   |                                       |                            |
| PAP                                   |           | 100,000.00              |  | 100,000.00                | 7,700.00        |                |                 |                | 7,700.00      | 7,700.00        |                |                 |                | 7,700.00      | 92,300.00      |                                       |                            |
| MOOE                                  |           | 7,345,000.00            |  | 7,345,000.00              | 0.00            |                |                 |                | 0.00          | 0.00            |                |                 |                | 0.00          | 7,345,000.00   |                                       |                            |
| CO                                    |           | 0.00                    |  | 0.00                      | 0.00            |                |                 |                | 0.00          | 0.00            |                |                 |                | 0.00          | 0.00           |                                       |                            |
| TOTAL Commitment                      |           | 213,702,000.00          | 0.00   | 213,702,000.00            | 10,816,540.22   | 0.00           | 0.00            | 0.00           | 10,816,540.22 | 10,816,540.22   | 0.00           | 0.00            | 0.00           | 10,816,540.22 | 192,885,459.78 | 0.00                                  | 0.00                       |

**STATEMENT OF APPROVED BUDGET, UTILIZATIONS, DISBURSEMENTS AND BALANCES**  
As of the Quarter Ending March 31, 2014

FAR No. 2

Department : State Universities and Colleges  
Agency : ISABELA STATE UNIVERSITY  
Operating Unit : ISU SYSTEM  
Organization Code (UACS) : 08 023 00 0000  
Funding Source Code (as clustered) : 206441-88164

| Particulars   | UACS CODE | Approved Budget         |   |                           | Budget Utilization |                |                 |                |               | Disbursements   |                |                 |                |                  | BALANCES          |                                       |                            |
|---|-----------|-------------------------|---|---------------------------|--------------------|----------------|-----------------|----------------|---------------|-----------------|----------------|-----------------|----------------|------------------|-------------------|---------------------------------------|----------------------------|
|   |           | Approved Budget Revenue | Adjustments (Additions, Reductions, Realignments) | Adjusted Budgeted Revenue | 1st Quarter        | 2nd Quarter    | 3rd Quarter     | 4th Quarter    | Total         | 1st Quarter     | 2nd Quarter    | 3rd Quarter     | 4th Quarter    | Total            | Unutilized Budget | Unpaid Utilizations (10-15) = (17+18) |                            |
|   |           |                         |   |                           | Ending March 31    | Ending June 30 | Ending Sept. 30 | Ending Dec. 31 |               | Ending March 31 | Ending June 30 | Ending Sept. 30 | Ending Dec. 31 |                  |                   | Due and Demandable Accounts Payable   | Not Yet Due and Demandable |
| 1   | 2         | 3                       | 4   | 5=(3+4)                   | 6                  | 7              | 8               | 9              | 10=(6+7+8+9)  | 11              | 12             | 13              | 14             | 15=(11+12+13+14) | 16=(5-10)         | 17                                    | 18                         |
| <b>II. Prior Year's Budget/Continuing Appropriation</b> |           |                         |   |                           |                    |                |                 |                |               |                 |                |                 |                |                  |                   |                                       |                            |
| General Administration and Support                      |           |                         |   |                           |                    |                |                 |                |               |                 |                |                 |                |                  |                   |                                       |                            |
| General Administration and Supervision                  |           |                         |   |                           |                    |                |                 |                |               |                 |                |                 |                |                  |                   |                                       |                            |
| PAP   |           | 8,259,822.50            | 0.00  | 8,259,822.50              | 813,305.78         | 0.00           | 0.00            | 0.00           | 813,305.78    | 813,305.78      | 0.00           | 0.00            | 0.00           | 813,305.78       | 7,446,516.72      | 0.00                                  | 0.00                       |
| PS  |           |                         |   | 0.00                      |                    |                |                 |                | 0.00          |                 |                |                 |                | 0.00             |                   |                                       |                            |
| MOOE  |           |                         |   | 0.00                      |                    |                |                 |                | 0.00          |                 |                |                 |                | 0.00             |                   |                                       |                            |
| CO  |           | 4,074,201.32            |   | 4,074,201.32              | 510,247.00         |                |                 |                | 510,247.00    | 510,247.00      |                |                 |                | 0.00             | 0.00              |                                       |                            |
| Support to Operations                                   |           | 4,185,621.18            |   | 4,185,621.18              | 303,058.78         |                |                 |                | 303,058.78    | 303,058.78      |                |                 |                | 510,247.00       | 3,882,562.60      |                                       |                            |
| PAP   |           | 35,379,797.47           | 0.00  | 35,379,797.47             | 0,547,028.13       | 0.00           | 0.00            | 0.00           | 0,547,028.13  | 0,547,028.13    | 0.00           | 0.00            | 0.00           | 303,058.78       | 3,882,562.60      | 0.00                                  | 0.00                       |
| PS  |           |                         |   | 0.00                      |                    |                |                 |                | 0.00          |                 |                |                 |                | 0,547,028.13     | 29,829,768.34     | 0.00                                  | 0.00                       |
| MOOE  |           |                         |   | 0.00                      |                    |                |                 |                | 0.00          |                 |                |                 |                | 0.00             |                   |                                       |                            |
| CO  |           | 02,410,884.78           |   | 02,410,884.73             | 4,610,000.00       |                |                 |                | 4,610,000.00  | 4,610,000.00    |                |                 |                | 0.00             | 0.00              |                                       |                            |
| Operators   |           | 2,885,112.74            |   | 2,885,112.74              | 837,028.13         |                |                 |                | 837,028.13    | 837,028.13      |                |                 |                | 4,010,000.00     | 27,800,864.73     |                                       |                            |
| MFO 1 - Higher Education                                |           | 37,374,241.88           | 0.00  | 37,374,241.88             | 11,886,792.40      | 0.00           | 0.00            | 0.00           | 11,886,792.40 | 11,886,792.40   | 0.00           | 0.00            | 0.00           | 837,028.13       | 2,028,084.81      |                                       |                            |
| PAP   |           | 80,991,005.80           | 0.00  | 80,991,005.80             | 10,222,092.88      | 0.00           | 0.00            | 0.00           | 10,222,092.88 | 10,222,092.88   | 0.00           | 0.00            | 0.00           | 11,886,792.40    | 25,387,449.48     | 0.00                                  | 0.00                       |
| PS  |           |                         |   | 0.00                      |                    |                |                 |                | 0.00          |                 |                |                 |                | 0.00             |                   |                                       |                            |
| MOOE  |           |                         |   | 0.00                      |                    |                |                 |                | 0.00          |                 |                |                 |                | 0.00             |                   |                                       |                            |
| CO  |           | 099,553.88              |   | 099,553.88                | 598,641.78         |                |                 |                | 598,641.78    | 598,641.78      |                |                 |                | 0.00             | 0.00              |                                       |                            |
| MFO 2 - Advanced Education                              |           | 18,873,702.48           |   | 18,873,702.48             | 8,820,401.10       |                |                 |                | 8,820,401.10  | 8,820,401.10    |                |                 |                | 598,641.78       | 12,811.88         |                                       |                            |
| PAP   |           | 11,017,747.48           | 0.00  | 11,017,747.48             | 5,710,000.00       |                |                 |                | 5,710,000.00  | 5,710,000.00    |                |                 |                | 3,920,451.10     | 14,953,261.38     |                                       |                            |
| PS  |           |                         |   | 0.00                      |                    |                |                 |                | 0.00          |                 |                |                 |                | 0.00             |                   |                                       |                            |
| MOOE  |           |                         |   | 0.00                      |                    |                |                 |                | 0.00          |                 |                |                 |                | 0.00             |                   |                                       |                            |
| CO  |           | 0.00                    | 0.00  | 0.00                      | 0.00               | 0.00           | 0.00            | 0.00           | 0.00          | 0.00            | 0.00           | 0.00            | 0.00           | 5,710,000.00     | 5,802,747.48      |                                       |                            |
| MFO 0 - Research Services                               |           |                         |   | 0.00                      |                    |                |                 |                | 0.00          |                 |                |                 |                | 0.00             |                   |                                       |                            |
| PAP   |           | 4,056,808.80            | 0.00  | 4,056,808.80              | 984,699.82         | 0.00           | 0.00            | 0.00           | 984,699.82    | 984,699.82      | 0.00           | 0.00            | 0.00           | 0.00             | 0.00              | 0.00                                  | 0.00                       |
| PS  |           |                         |   | 0.00                      |                    |                |                 |                | 0.00          |                 |                |                 |                | 0.00             |                   |                                       |                            |
| MOOE  |           |                         |   | 0.00                      |                    |                |                 |                | 0.00          |                 |                |                 |                | 0.00             |                   |                                       |                            |
| CO  |           | 0.00                    |   | 0.00                      |                    |                |                 |                | 0.00          |                 |                |                 |                | 0.00             |                   |                                       |                            |
| MFO 4 - Extension Services                              |           |                         |   | 0.00                      |                    |                |                 |                | 0.00          |                 |                |                 |                | 0.00             |                   |                                       |                            |
| PAP   |           | 9,485,823.55            |   | 3,485,823.05              | 830,334.62         |                |                 |                | 830,334.62    | 830,334.62      |                |                 |                | 0.00             | 0.00              |                                       |                            |
| PS  |           | 590,880.25              |   | 590,880.25                | 134,365.00         |                |                 |                | 134,365.00    | 134,365.00      |                |                 |                | 830,334.62       | 2,835,493.93      |                                       |                            |
| MOOE  |           | 2,326,429.59            | 0.00  | 2,326,429.59              | 800,000.00         | 0.00           | 0.00            | 0.00           | 800,000.00    | 800,000.00      | 0.00           | 0.00            | 0.00           | 134,365.00       | 458,815.25        |                                       |                            |
| CO  |           |                         |   | 0.00                      |                    |                |                 |                | 0.00          |                 |                |                 |                | 0.00             |                   |                                       |                            |
| TOTAL PRIOR YEAR'S BUDGET                               |           | 1,828,429.58            |   | 1,828,429.58              | 800,000.00         |                |                 |                | 800,000.00    | 800,000.00      |                |                 |                | 0.00             | 0.00              |                                       |                            |
| GRAND TOTAL   |           | 81,009,881.95           | 0.00  | 81,009,881.95             | 18,347,128.41      | 0.00           | 0.00            | 0.00           | 18,347,128.41 | 18,347,128.41   | 0.00           | 0.00            | 0.00           | 800,000.00       | 1,028,429.58      |                                       |                            |
|   |           | 284,711,981.85          | 0.00  | 284,711,881.80            | 33,866,068.63      | 0.00           | 0.00            | 0.00           | 33,866,068.63 | 33,866,068.63   | 0.00           | 0.00            | 0.00           | 48,347,128.41    | 02,682,735.64     | 0.00                                  | 0.00                       |


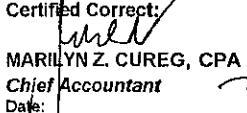

STATEMENT OF APPROVED BUDGET, UTILIZATIONS, DISBURSEMENTS AND BALANCES  
As of the Quarter Ending March 31, 2014

Department : State Universities and Colleges  
Agency : ISABELA STATE UNIVERSITY  
Operating Unit : BUS SYSTEM  
Organization Code (UACS) : 08 028 000000  
Funding Source Code (as clustered) : 200441-80104

| Particulars  | UACS CODE | Approved Budget  |   |                           | Budget Utilization |                |                 |                |               | Disbursements   |                |  |                |                  | BALANCES          |                                       |                            |
|--|-----------|--|---|---------------------------|--------------------|----------------|-----------------|----------------|---------------|-----------------|----------------|--|----------------|------------------|-------------------|---------------------------------------|----------------------------|
|  |           | Approved Budgeted Amount                                   | Adjustments (Additions, Reductions, Reallocation) | Adjusted Budgeted Reserve | 1st Quarter        | 2nd Quarter    | 3rd Quarter     | 4th Quarter    | Total         | 1st Quarter     | 2nd Quarter    | 3rd Quarter  | 4th Quarter    | Total            | Unutilized Budget | Unpaid Utilizations (10-15) = (17+18) |                            |
|  |           |  |   |                           | Ending March 31    | Ending June 30 | Ending Sept. 30 | Ending Dec. 31 |               | Ending March 31 | Ending June 30 | Ending Sept. 30  | Ending Dec. 31 |                  |                   | Due and Demandable - Accounts Payable | Net YTD Due and Demandable |
| 1  | 2         | 3  | 4   | 5=(3+4)                   | 6                  | 7              | 8               | 9              | 10=(8+7+6+5)  | 11              | 12             | 13   | 14             | 15=(11+12+13+14) | 16=(5-10)         | 17                                    | 18                         |
| <b>Requisition by MFO:</b>   |           |  |   |                           |                    |                |                 |                |               |                 |                |  |                |                  |                   |                                       |                            |
| MFO 1  |           | 165,518,000.00   | R 00  | 40,000,000.00             | 17,848,112.92      | 0.00           | 0.00            | 0.00           | 17,848,112.92 | 17,848,112.92   | 0.00           | 0.00   | 0.00           | 17,848,112.92    | 137,839,887.08    | 0.00                                  | 0.00                       |
| MFO 2  |           | 0.00   | 0.00  | 0.00                      | 0.00               | 0.00           | 0.00            | 0.00           | 0.00          | 0.00            | 0.00           | 0.00   | 0.00           | 0.00             | 0.00              | 0.00                                  | 0.00                       |
| MFO 3  |           | 13,385,308.00  | R 00  | 13,385,308.00             | 1,051,155.54       | 0.00           | 0.00            | 0.00           | 1,051,155.54  | 1,051,155.54    | 0.00           | 0.00   | 0.00           | 1,051,155.54     | 12,334,152.46     | 0.00                                  | 0.00                       |
| MFO 4  |           | 9,571,428.58   | R 00  | 9,571,428.58              | 600,000.00         | 0.00           | 0.00            | 0.00           | 600,000.00    | 600,000.00      | 0.00           | 0.00   | 0.00           | 600,000.00       | 8,771,428.58      | 0.00                                  | 0.00                       |
| <b>OF WHICH:</b>   |           |  |   |                           |                    |                |                 |                |               |                 |                |  |                |                  |                   |                                       |                            |
| <b>Major Programs/Projects</b>   |           |  |   |                           |                    |                |                 |                |               |                 |                |  |                |                  |                   |                                       |                            |
| KRA No. 1 - Anti-Corruption, Transparent, Accountable and Participatory Governance |           |  |   |                           |                    |                |                 |                |               |                 |                |  |                |                  |                   |                                       |                            |
| Program Budgeting: MPP   |           |  |   |                           |                    |                |                 |                |               |                 |                |  |                |                  |                   |                                       |                            |
| Other Major Programs and Projects and monitored by the President through PMS PAF   |           |  |   |                           |                    |                |                 |                |               |                 |                |  |                |                  |                   |                                       |                            |
| ... continue down to the last PAF  |           |  |   |                           |                    |                |                 |                |               |                 |                |  |                |                  |                   |                                       |                            |
| ... continue down to the last Program Budgeting                                    |           |  |   |                           |                    |                |                 |                |               |                 |                |  |                |                  |                   |                                       |                            |
| ... continue down to the last KRA  |           |  |   |                           |                    |                |                 |                |               |                 |                |  |                |                  |                   |                                       |                            |
| Certified Correct:   |           | Certified Correct:   |   |                           |                    |                |                 |                |               |                 |                | Approved By:   |                |                  |                   |                                       |                            |
| BILDA S. NIA, CPA<br>University Director, Finance Services<br>Date: 1/10/14        |           | MARILYN Z. CUREG, CPA<br>Chief Accountant<br>Date: 1/10/14 |   |                           |                    |                |                 |                |               |                 |                | ALETH M. MAMAUAG, Ph.D.<br>President<br>Date: 010-01-11/7/2014 |                |                  |                   |                                       |                            |

**STATEMENT OF APPROVED BUDGET, UTILIZATIONS, DISBURSEMENTS AND BALANCES**  
As of the Quarter Ending June 30, 2014

Department : State Universities and Colleges  
 Agency : ISABELA STATE UNIVERSITY  
 Operating Unit : ISU SYSTEM  
 Organization Code (UACS) : 08 023 00 00000  
 Funding Source Code (as clustered) : 206441-SB164

| Particulars  | UACS CODE | Approved Budget   |  |                           | Budget Utilization  |                            |                             |                            |                      | Disbursements               |                            |                             |                            |                      | BALANCES              |                                       |                            |
|--|-----------|---|--|---------------------------|---|----------------------------|-----------------------------|----------------------------|----------------------|-----------------------------|----------------------------|-----------------------------|----------------------------|----------------------|-----------------------|---------------------------------------|----------------------------|
|  |           | Approved Budgeted Revenue   | Adjustments (Additions, Reductions, Realignment) | Adjusted Budgeted Revenue | 1st Quarter Ending March 31   | 2nd Quarter Ending June 30 | 3rd Quarter Ending Sept. 30 | 4th Quarter Ending Dec. 31 | Total                | 1st Quarter Ending March 31 | 2nd Quarter Ending June 30 | 3rd Quarter Ending Sept. 30 | 4th Quarter Ending Dec. 31 | Total                | Unutilized Budget     | Unpaid Utilizations (10-15) = (17+18) |                            |
|  |           |   |  |                           |   |                            |                             |                            |                      |                             |                            |                             |                            |                      |                       | Due and Demandable / Accounts Payable | Not Yet Due and Demandable |
| 1  | 2         | 3   | 4  | 5=[3+(-)4]                | 6   | 7                          | 8                           | 9                          | 10=(6+7+8+9)         | 11                          | 12                         | 13                          | 14                         | 15=(11+12+13+14)     | 16=(5-10)             | 17                                    | 18                         |
| PS   |           | 58,252,553.66   | 0.00   | 58,252,553.66             | 5,310,970.82  | 10,957,492.06              | 0.00                        | 0.00                       | 16,268,462.88        | 5,310,970.82                | 10,957,492.06              | 0.00                        | 0.00                       | 16,268,462.88        | 41,984,090.78         | 0.00                                  | 0.00                       |
| MOOE   |           | 165,637,846.64  | 0.00   | 165,637,846.64            | 20,151,252.90   | 18,581,679.84              | 0.00                        | 0.00                       | 38,732,932.74        | 20,151,252.90               | 17,861,562.03              | 0.00                        | 0.00                       | 38,012,814.93        | 126,904,913.90        | 720,117.81                            | 0.00                       |
| CO   |           | 70,821,461.65   | 0.00   | 70,821,461.65             | 8,403,842.91  | 8,752,963.79               | 0.00                        | 0.00                       | 17,156,806.70        | 8,403,842.91                | 7,675,385.65               | 0.00                        | 0.00                       | 16,079,228.56        | 53,664,654.96         | 1,077,578.14                          | 0.00                       |
| <b>GRAND TOTAL</b>   |           | <b>294,711,861.95</b>   | <b>0.00</b>                                      | <b>294,711,861.95</b>     | <b>33,866,066.63</b>  | <b>38,292,135.69</b>       | <b>0.00</b>                 | <b>0.00</b>                | <b>72,158,202.32</b> | <b>33,866,066.63</b>        | <b>36,494,439.74</b>       | <b>0.00</b>                 | <b>0.00</b>                | <b>70,360,506.37</b> | <b>222,553,659.63</b> | <b>1,797,695.95</b>                   | <b>0.00</b>                |
| Recapitulation by MFO:   |           |   |  |                           |   |                            |                             |                            |                      |                             | 0.00                       |                             |                            |                      |                       |                                       |                            |
| MFO 1  |           | 155,518,003.60  | 0.00   | 155,518,003.60            | 17,648,112.92   | 22,056,630.98              | 0.00                        | 0.00                       | 39,704,743.90        | 17,648,112.92               | 20,914,106.60              | 0.00                        | 0.00                       | 38,562,219.52        | 115,813,259.70        | 1,142,524.38                          | 0.00                       |
| MFO 2  |           | 0.00  | 0.00   | 0.00                      | 0.00  | 0.00                       | 0.00                        | 0.00                       | 0.00                 | 0.00                        | 0.00                       | 0.00                        | 0.00                       | 0.00                 | 0.00                  | 0.00                                  | 0.00                       |
| MFO 3  |           | 13,395,808.80   | 0.00   | 13,395,808.80             | 1,051,155.54  | 370,000.00                 | 0.00                        | 0.00                       | 1,421,155.54         | 1,051,155.54                | 366,680.00                 | 0.00                        | 0.00                       | 1,417,835.54         | 11,974,653.26         | 3,320.00                              | 0.00                       |
| MFO 4  |           | 9,571,429.58  | 0.00   | 9,571,429.58              | 800,000.00  | 193,407.81                 | 0.00                        | 0.00                       | 993,407.81           | 800,000.00                  | 180,183.36                 | 0.00                        | 0.00                       | 980,183.36           | 6,578,021.77          | 13,224.45                             | 0.00                       |
| OF WHICH:  |           |   |  |                           |   |                            |                             |                            |                      |                             |                            |                             |                            |                      |                       |                                       |                            |
| Major Programs/Projects  |           |   |  |                           |   |                            |                             |                            |                      |                             |                            |                             |                            |                      |                       |                                       |                            |
| KRA No. 1 - Anti-Corruption, Transparent, Accountable and Participatory Governance |           |   |  |                           |   |                            |                             |                            |                      |                             |                            |                             |                            |                      |                       |                                       |                            |
| Program Budgeting:   |           |   |  |                           |   |                            |                             |                            |                      |                             |                            |                             |                            |                      |                       |                                       |                            |
| MPP  |           |   |  |                           |   |                            |                             |                            |                      |                             |                            |                             |                            |                      |                       |                                       |                            |
| Other Major Programs and Projects and monitored by the President through PMS PAP   |           |   |  |                           |   |                            |                             |                            |                      |                             |                            |                             |                            |                      |                       |                                       |                            |
| ...continue down to the last PAP   |           |   |  |                           |   |                            |                             |                            |                      |                             |                            |                             |                            |                      |                       |                                       |                            |
| ...continue down to the last Program Budgeting                                     |           |   |  |                           |   |                            |                             |                            |                      |                             |                            |                             |                            |                      |                       |                                       |                            |
| ...continue down to the last KRA   |           |   |  |                           |   |                            |                             |                            |                      |                             |                            |                             |                            |                      |                       |                                       |                            |
| Certified Correct:   |           | Certified Correct:  |  |                           | Approved By:  |                            |                             |                            |                      |                             |                            |                             |                            |                      |                       |                                       |                            |
|  |           |  |  |                           |  |                            |                             |                            |                      |                             |                            |                             |                            |                      |                       |                                       |                            |
| GILDA G. MALA, CPA<br>University Director, Finance Services<br>Date:               |           | MARILYN Z. CUREG, CPA<br>Chief Accountant<br>Date:                                  |  |                           | ALETH M. MAMAUAG, Ph.D.<br>President<br>Date:   |                            |                             |                            |                      |                             |                            |                             |                            |                      |                       |                                       |                            |

*Handwritten:* 010-OP-11/7/2014

**STATEMENT OF APPROVED BUDGET, UTILIZATIONS, DISBURSEMENTS AND BALANCES**  
As of the Quarter Ending June 30, 2014

FAR No. 2

Department : State Universities and Colleges  
Agency : ISABELA STATE UNIVERSITY  
Operating Unit : ISU SYSTEM  
Organization Code (UACS) : 08 023 00 00000  
Funding Source Code (as clustered) : 206441-SB164

| Particulars                               | UACS CODE | Approved Budget           |  |                           | Budget Utilization |                |                 |                |               | Disbursements   |                |                 |                |                  | BALANCES          |                                       |                            |
|---|-----------|---------------------------|--|---------------------------|--------------------|----------------|-----------------|----------------|---------------|-----------------|----------------|-----------------|----------------|------------------|-------------------|---------------------------------------|----------------------------|
|   |           | Approved Budgeted Revenue | Adjustments (Additions, Reductions, Realignment) | Adjusted Budgeted Revenue | 1st Quarter        | 2nd Quarter    | 3rd Quarter     | 4th Quarter    | Total         | 1st Quarter     | 2nd Quarter    | 3rd Quarter     | 4th Quarter    | Total            | Unutilized Budget | Unpaid Utilizations (10-15) = (17+18) |                            |
|   |           |                           |  |                           | Ending March 31    | Ending June 30 | Ending Sept. 30 | Ending Dec. 31 |               | Ending March 31 | Ending June 30 | Ending Sept. 30 | Ending Dec. 31 |                  |                   | Due and Demandable / Accounts Payable | Not Yet Due and Demandable |
| 1   | 2         | 3                         | 4  | 5=[3+(-)4]                | 6                  | 7              | 8               | 9              | 10=(6+7+8+9)  | 11              | 12             | 13              | 14             | 15=(11+12+13+14) | 16=(5-10)         | 17                                    | 18                         |
| <b>I. Agency Approved Budget</b>          |           |                           |  |                           |                    |                |                 |                |               |                 |                |                 |                |                  |                   |                                       |                            |
| <b>General Administration and Support</b> |           |                           |  |                           |                    |                |                 |                |               |                 |                |                 |                |                  |                   |                                       |                            |
| General Administration and Supervision    |           |                           |  |                           |                    |                |                 |                |               |                 |                |                 |                |                  |                   |                                       |                            |
| PAP                                       |           | 34,367,000.00             | 0.00   | 34,367,000.00             | 2,523,000.00       | 3,223,468.75   | 0.00            | 0.00           | 5,746,468.75  | 2,523,000.00    | 3,188,568.75   | 0.00            | 0.00           | 5,711,568.75     | 28,620,531.25     | 34,900.00                             | 0.00                       |
| PS  |           | 7,406,000.00              |  | 7,406,000.00              | 141,000.00         | 804,250.00     |                 |                | 945,250.00    | 141,000.00      | 804,250.00     |                 |                | 945,250.00       | 6,460,750.00      |                                       |                            |
| MOOE                                      |           | 17,884,000.00             |  | 17,884,000.00             | 1,418,000.00       | 1,418,298.04   |                 |                | 2,836,298.04  | 1,418,000.00    | 1,383,398.04   |                 |                | 2,801,398.04     | 15,047,701.96     | 34,900.00                             |                            |
| CO  |           | 9,077,000.00              |  | 9,077,000.00              | 964,000.00         | 1,000,920.71   |                 |                | 1,964,920.71  | 964,000.00      | 1,000,920.71   |                 |                | 1,964,920.71     | 7,112,079.29      |                                       |                            |
| Support to Operations                     |           | 38,224,000.00             | 0.00   | 38,224,000.00             | 5,483,464.26       | 5,405,478.75   | 0.00            | 0.00           | 10,888,943.01 | 5,483,464.26    | 5,210,719.96   | 0.00            | 0.00           | 10,694,184.22    | 27,335,056.99     | 194,759.79                            | 0.00                       |
| PS  |           |                           |  | 0.00                      |                    |                |                 |                | 0.00          |                 |                |                 |                | 0.00             | 0.00              |                                       |                            |
| MOOE                                      |           | 33,854,000.00             |  | 33,854,000.00             | 5,483,464.26       | 5,276,030.81   |                 |                | 10,759,495.07 | 5,483,464.26    | 5,084,552.02   |                 |                | 10,568,016.28    | 23,084,504.93     | 191,478.79                            |                            |
| CO  |           | 4,370,000.00              |  | 4,370,000.00              |                    | 129,447.94     |                 |                | 129,447.94    |                 | 126,167.94     |                 |                | 126,167.94       | 4,240,552.06      | 3,280.00                              |                            |
| Operations                                |           | 141,111,000.00            | 0.00   | 141,111,000.00            | 7,512,475.96       | 14,039,175.10  | 0.00            | 0.00           | 21,551,651.06 | 7,512,475.96    | 13,542,460.30  | 0.00            | 0.00           | 20,894,209.20    | 119,559,348.94    | 496,714.80                            | 0.00                       |
| MFO 1 - Higher Education                  |           | 124,527,000.00            | 0.00   | 124,527,000.00            | 7,426,020.04       | 13,951,679.51  | 0.00            | 0.00           | 21,377,699.55 | 7,426,020.04    | 13,468,189.16  | 0.00            | 0.00           | 20,894,209.20    | 103,149,300.45    | 483,490.95                            | 0.00                       |
| PAP                                       |           |                           |  |                           |                    |                |                 |                |               |                 |                |                 |                |                  |                   |                                       |                            |
| PS  |           | 50,247,000.00             |  | 50,247,000.00             | 4,583,329.04       | 10,153,242.06  |                 |                | 14,736,571.10 | 4,583,329.04    | 10,153,242.06  |                 |                | 14,736,571.10    | 35,510,428.90     |                                       |                            |
| MOOE                                      |           | 37,231,000.00             |  | 37,231,000.00             | 2,500,000.00       | 2,644,081.49   |                 |                | 5,144,081.49  | 2,500,000.00    | 2,554,476.25   |                 |                | 5,054,476.25     | 32,086,918.51     | 89,605.24                             |                            |
| CO  |           | 37,049,000.00             |  | 37,049,000.00             | 342,691.00         | 1,154,355.96   |                 |                | 1,497,046.96  | 342,691.00      | 760,470.85     |                 |                | 1,103,161.85     | 35,551,953.04     | 393,885.11                            |                            |
| MFO 2 - Advanced Education                |           | 0.00                      | 0.00   | 0.00                      | 0.00               | 0.00           | 0.00            | 0.00           | 0.00          | 0.00            | 0.00           | 0.00            | 0.00           | 0.00             | 0.00              | 0.00                                  | 0.00                       |
| PS  |           |                           |  | 0.00                      |                    |                |                 |                | 0.00          |                 |                |                 |                | 0.00             | 0.00              |                                       |                            |
| MOOE                                      |           |                           |  | 0.00                      |                    |                |                 |                | 0.00          |                 |                |                 |                | 0.00             | 0.00              |                                       |                            |
| CO  |           |                           |  | 0.00                      |                    |                |                 |                | 0.00          |                 |                |                 |                | 0.00             | 0.00              |                                       |                            |
| MFO 3 - Research Services                 |           | 9,339,000.00              | 0.00   | 9,339,000.00              | 86,455.92          | 0.00           | 0.00            | 0.00           | 86,455.92     | 86,455.92       | 0.00           | 0.00            | 0.00           | 86,455.92        | 9,252,544.08      | 0.00                                  | 0.00                       |
| PAP                                       |           |                           |  |                           |                    |                |                 |                |               |                 |                |                 |                |                  |                   |                                       |                            |
| PS  |           |                           |  | 0.00                      |                    |                |                 |                | 0.00          |                 |                |                 |                | 0.00             | 0.00              |                                       |                            |
| MOOE                                      |           | 9,239,000.00              |  | 9,239,000.00              | 78,755.92          |                |                 |                | 78,755.92     | 78,755.92       |                |                 |                | 78,755.92        | 9,160,244.08      |                                       |                            |
| CO  |           | 100,000.00                |  | 100,000.00                | 7,700.00           |                |                 |                | 7,700.00      | 7,700.00        |                |                 |                | 7,700.00         | 92,300.00         |                                       |                            |
| MFO 4 - Extension Services                |           | 7,245,000.00              | 0.00   | 7,245,000.00              | 0.00               | 87,495.59      | 0.00            | 0.00           | 87,495.59     | 0.00            | 74,271.14      | 0.00            | 0.00           | 74,271.14        | 7,157,504.41      | 13,224.45                             | 0.00                       |
| PAP                                       |           |                           |  |                           |                    |                |                 |                |               |                 |                |                 |                |                  |                   |                                       |                            |
| PS  |           |                           |  | 0.00                      |                    |                |                 |                | 0.00          |                 |                |                 |                | 0.00             | 0.00              |                                       |                            |
| MOOE                                      |           | 6,779,000.00              |  | 6,779,000.00              |                    | 87,495.59      |                 |                | 87,495.59     |                 | 74,271.14      |                 |                | 74,271.14        | 6,691,504.41      | 13,224.45                             |                            |
| CO  |           | 466,000.00                |  | 466,000.00                |                    |                |                 |                | 0.00          |                 |                |                 |                | 466,000.00       |                   |                                       |                            |
| TOTAL                                     |           | 213,702,000.00            | 0.00   | 213,702,000.00            | 15,518,940.22      | 22,668,122.80  | 0.00            | 0.00           | 38,187,062.82 | 15,518,940.22   | 21,941,749.01  | 0.00            | 0.00           | 37,460,689.23    | 175,514,937.18    | 726,373.59                            | 0.00                       |

**STATEMENT OF APPROVED BUDGET, UTILIZATIONS, DISBURSEMENTS AND BALANCES**  
As of the Quarter Ending June 30, 2014

Department : State Universities and Colleges  
 Agency : ISABELA STATE UNIVERSITY  
 Operating Unit : ISU SYSTEM  
 Organization Code (UACS) : 08 023 00 00000  
 Funding Source Code (as clustered) : 206441-SB164

| Particulars   | UACS CODE | Approved Budget           |  |                           | Budget Utilization   |                      |                 |                |                      | Disbursements        |                      |                 |                |                      | BALANCES              |                                       |                            |
|---|-----------|---------------------------|--|---------------------------|----------------------|----------------------|-----------------|----------------|----------------------|----------------------|----------------------|-----------------|----------------|----------------------|-----------------------|---------------------------------------|----------------------------|
|   |           | Approved Budgeted Revenue | Adjustments (Additions, Reductions, Realignment) | Adjusted Budgeted Revenue | 1st Quarter          | 2nd Quarter          | 3rd Quarter     | 4th Quarter    | Total                | 1st Quarter          | 2nd Quarter          | 3rd Quarter     | 4th Quarter    | Total                | Unutilized Budget     | Unpaid Utilizations (10-15) = (17+18) |                            |
|   |           |                           |  |                           | Ending March 31      | Ending June 30       | Ending Sept. 30 | Ending Dec. 31 |                      | Ending March 31      | Ending June 30       | Ending Sept. 30 | Ending Dec. 31 |                      |                       | Due and Demandable / Accounts Payable | Not Yet Due and Demandable |
| 1   | 2         | 3                         | 4  | 5=[3+(-)4]                | 6                    | 7                    | 8               | 9              | 10=(6+7+8+9)         | 11                   | 12                   | 13              | 14             | 15=(11+12+13+14)     | 16=(5-10)             | 17                                    | 18                         |
| <b>II. Prior Year's Budget/Continuing Appropriation</b> |           |                           |  |                           |                      |                      |                 |                |                      |                      |                      |                 |                |                      |                       |                                       |                            |
| <i>General Administration and Support</i>               |           |                           |  |                           |                      |                      |                 |                |                      |                      |                      |                 |                |                      |                       |                                       |                            |
| <i>General Administration and Supervision</i>           |           |                           |  |                           |                      |                      |                 |                |                      |                      |                      |                 |                |                      |                       |                                       |                            |
| PAP   |           | 8,259,822.50              | 0.00   | 8,259,822.50              | 813,305.78           | 1,400,000.72         | 0.00            | 0.00           | 2,213,306.50         | 813,305.78           | 1,380,271.32         | 0.00            | 0.00           | 2,193,577.10         | 6,045,516.00          | 19,729.40                             | 0.00                       |
| PS  |           |                           |  | 0.00                      |                      |                      |                 |                | 0.00                 |                      |                      |                 |                | 0.00                 |                       |                                       |                            |
| MOOE  |           | 4,074,201.32              |  | 4,074,201.32              | 510,247.00           | 600,000.72           |                 |                | 1,110,247.72         | 510,247.00           | 580,271.32           |                 |                | 1,090,518.32         | 2,963,953.60          | 19,729.40                             |                            |
| CO  |           | 4,185,621.18              |  | 4,185,621.18              | 303,058.78           | 800,000.00           |                 |                | 1,103,058.78         | 303,058.78           | 800,000.00           |                 |                | 1,103,058.78         | 3,082,562.40          |                                       |                            |
| Support to Operations                                   |           | 35,375,797.47             | 0.00   | 35,375,797.47             | 5,547,028.13         | 5,643,148.68         | 0.00            | 0.00           | 11,190,176.81        | 5,547,028.13         | 5,253,909.75         | 0.00            | 0.00           | 10,800,937.88        | 24,185,620.66         | 389,238.93                            | 0.00                       |
| PAP   |           |                           |  | 0.00                      |                      |                      |                 |                | 0.00                 |                      |                      |                 |                | 0.00                 |                       |                                       |                            |
| PS  |           |                           |  | 0.00                      |                      |                      |                 |                | 0.00                 |                      |                      |                 |                | 0.00                 |                       |                                       |                            |
| MOOE  |           | 32,410,684.73             |  | 32,410,684.73             | 4,610,000.00         | 5,000,095.51         |                 |                | 9,610,095.51         | 4,610,000.00         | 4,655,839.58         |                 |                | 9,265,839.58         | 22,800,589.22         | 344,255.93                            |                            |
| CO  |           | 2,965,112.74              |  | 2,965,112.74              | 937,028.13           | 643,053.17           |                 |                | 1,580,081.30         | 937,028.13           | 598,070.17           |                 |                | 1,535,098.30         | 1,385,031.44          | 44,983.00                             |                            |
| Operations  |           | 37,374,241.98             | 0.00   | 37,374,241.98             | 11,986,792.50        | 8,580,863.69         | 0.00            | 0.00           | 20,567,656.19        | 11,986,792.50        | 7,918,509.66         | 0.00            | 0.00           | 19,905,302.16        | 16,806,585.79         | 662,354.03                            | 0.00                       |
| MFO 1 - Higher Education                                |           | 30,891,003.60             | 0.00   | 30,891,003.60             | 10,222,092.88        | 8,104,951.47         | 0.00            | 0.00           | 18,327,044.35        | 10,222,092.88        | 7,445,917.44         | 0.00            | 0.00           | 17,668,010.32        | 12,663,959.25         | 659,034.03                            | 0.00                       |
| PAP   |           |                           |  | 0.00                      |                      |                      |                 |                | 0.00                 |                      |                      |                 |                | 0.00                 |                       |                                       |                            |
| PS  |           | 599,553.66                |  | 599,553.66                | 586,641.78           |                      |                 |                | 586,641.78           | 586,641.78           |                      |                 |                | 586,641.78           | 12,911.88             |                                       |                            |
| MOOE  |           | 18,873,702.46             |  | 18,873,702.46             | 3,920,451.10         | 3,104,765.46         |                 |                | 7,025,216.56         | 3,920,451.10         | 3,081,161.46         |                 |                | 7,001,612.56         | 11,848,485.90         | 23,604.00                             |                            |
| CO  |           | 11,517,747.48             |  | 11,517,747.48             | 5,715,000.00         | 5,000,186.01         |                 |                | 10,715,186.01        | 5,715,000.00         | 4,364,755.98         |                 |                | 10,079,755.98        | 802,561.47            | 635,430.03                            |                            |
| MFO 2 - Advanced Education                              |           | 0.00                      | 0.00   | 0.00                      | 0.00                 | 0.00                 | 0.00            | 0.00           | 0.00                 | 0.00                 | 0.00                 | 0.00            | 0.00           | 0.00                 | 0.00                  | 0.00                                  | 0.00                       |
| PAP   |           |                           |  | 0.00                      |                      |                      |                 |                | 0.00                 |                      |                      |                 |                | 0.00                 |                       |                                       |                            |
| PS  |           |                           |  | 0.00                      |                      |                      |                 |                | 0.00                 |                      |                      |                 |                | 0.00                 |                       |                                       |                            |
| MOOE  |           |                           |  | 0.00                      |                      |                      |                 |                | 0.00                 |                      |                      |                 |                | 0.00                 |                       |                                       |                            |
| CO  |           |                           |  | 0.00                      |                      |                      |                 |                | 0.00                 |                      |                      |                 |                | 0.00                 |                       |                                       |                            |
| MFO 3 - Research Services                               |           | 4,056,808.80              | 0.00   | 4,056,808.80              | 964,699.62           | 370,000.00           | 0.00            | 0.00           | 1,334,699.62         | 964,699.62           | 366,680.00           | 0.00            | 0.00           | 1,331,379.62         | 2,722,109.18          | 3,320.00                              | 0.00                       |
| PAP   |           |                           |  | 0.00                      |                      |                      |                 |                | 0.00                 |                      |                      |                 |                | 0.00                 |                       |                                       |                            |
| PS  |           | 3,465,828.55              |  | 3,465,828.55              | 830,334.62           | 370,000.00           |                 |                | 1,200,334.62         | 830,334.62           | 366,680.00           |                 |                | 1,197,014.62         | 2,265,493.93          | 3,320.00                              |                            |
| MOOE  |           | 590,980.25                |  | 590,980.25                | 134,365.00           |                      |                 |                | 134,365.00           | 134,365.00           |                      |                 |                | 134,365.00           | 456,615.25            |                                       |                            |
| CO  |           | 2,326,429.58              | 0.00   | 2,326,429.58              | 800,000.00           | 105,912.22           | 0.00            | 0.00           | 905,912.22           | 800,000.00           | 105,912.22           | 0.00            | 0.00           | 905,912.22           | 1,420,517.36          | 0.00                                  | 0.00                       |
| MFO 4 - Extension Services                              |           |                           |  | 0.00                      |                      |                      |                 |                | 0.00                 |                      |                      |                 |                | 0.00                 |                       |                                       |                            |
| PAP   |           |                           |  | 0.00                      |                      |                      |                 |                | 0.00                 |                      |                      |                 |                | 0.00                 |                       |                                       |                            |
| PS  |           | 1,826,429.58              |  | 1,826,429.58              | 800,000.00           | 80,912.22            |                 |                | 880,912.22           | 800,000.00           | 80,912.22            |                 |                | 880,912.22           | 945,517.36            |                                       |                            |
| MOOE  |           | 500,000.00                |  | 500,000.00                |                      | 25,000.00            |                 |                | 25,000.00            |                      | 25,000.00            |                 |                | 25,000.00            | 475,000.00            |                                       |                            |
| CO  |           |                           |  | 0.00                      |                      |                      |                 |                | 0.00                 |                      |                      |                 |                | 0.00                 |                       |                                       |                            |
| <b>TOTAL PRIOR YEAR'S BUDGET</b>                        |           | <b>81,009,861.95</b>      | <b>0.00</b>                                      | <b>81,009,861.95</b>      | <b>18,347,126.41</b> | <b>15,624,013.09</b> | <b>0.00</b>     | <b>0.00</b>    | <b>33,971,139.50</b> | <b>18,347,126.41</b> | <b>14,552,690.73</b> | <b>0.00</b>     | <b>0.00</b>    | <b>32,899,817.14</b> | <b>47,038,722.45</b>  | <b>1,071,322.36</b>                   | <b>0.00</b>                |
| <b>GRAND TOTAL</b>                                      |           | <b>294,711,861.95</b>     | <b>0.00</b>                                      | <b>294,711,861.95</b>     | <b>33,866,066.63</b> | <b>38,292,135.89</b> | <b>0.00</b>     | <b>0.00</b>    | <b>72,158,202.32</b> | <b>33,866,066.63</b> | <b>36,494,439.74</b> | <b>0.00</b>     | <b>0.00</b>    | <b>70,360,506.37</b> | <b>222,553,659.63</b> | <b>1,797,695.95</b>                   | <b>0.00</b>                |

**STATEMENT OF APPROVED BUDGET, UTILIZATIONS, DISBURSEMENTS AND BALANCES**  
As of the Quarter Ending September 30, 2014

Department : State Universities and Colleges  
 Agency : ISABELA STATE UNIVERSITY  
 Operating Unit : ISU SYSTEM  
 Organization Code (UACS) : 08 023 00 00000  
 Funding Source Code (as clustered) : 206441-SB164

FAR 2

| Particulars   | UACS CODE | Approved Budget           |  |                           | Budget Utilization          |                            |                             |                            |                       | Disbursements               |                            |                             |                            |                       |
|---|-----------|---------------------------|--|---------------------------|-----------------------------|----------------------------|-----------------------------|----------------------------|-----------------------|-----------------------------|----------------------------|-----------------------------|----------------------------|-----------------------|
|   |           | Approved Budgeted Revenue | Adjustments (Additions, Reductions, Realignment) | Adjusted Budgeted Revenue | 1st Quarter Ending March 31 | 2nd Quarter Ending June 30 | 3rd Quarter Ending Sept. 30 | 4th Quarter Ending Dec. 31 | Total                 | 1st Quarter Ending March 31 | 2nd Quarter Ending June 30 | 3rd Quarter Ending Sept. 30 | 4th Quarter Ending Dec. 31 | Total                 |
| 1   | 2         | 3                         | 4.00   | 5=[3+(-)4]                | 6                           | 7                          | 8                           | 9                          | 10=(6+7+8+9)          | 11                          | 12                         | 13                          | 14                         | 15=(11+12+13+14)      |
| <b>II. Prior Year's Budget/Continuing Appropriation</b> |           |                           |  |                           |                             |                            |                             |                            |                       |                             |                            |                             |                            |                       |
| <i>General Administration and Support</i>               |           |                           |  |                           |                             |                            |                             |                            |                       |                             |                            |                             |                            |                       |
| General Administration and Supervision                  |           | 8,259,822.50              | (800,000.00)                                     | 7,459,822.50              | 813,305.78                  | 1,400,000.72               | 473,019.70                  | 0.00                       | 2,686,326.20          | 813,305.78                  | 1,380,271.32               | 483,782.20                  | 0.00                       | 2,677,359.30          |
| PAP   |           |                           |  |                           |                             |                            |                             |                            |                       |                             |                            |                             |                            |                       |
| PS  |           |                           |  | 0.00                      |                             |                            |                             |                            | 0.00                  |                             |                            |                             |                            | 0.00                  |
| MOOE  |           | 4,074,201.32              |  | 4,074,201.32              | 510,247.00                  | 600,000.72                 | 172,221.50                  |                            | 1,282,469.22          | 510,247.00                  | 580,271.32                 | 182,984.00                  |                            | 1,273,502.32          |
| CO  |           | 4,185,621.18              | (800,000.00)                                     | 3,385,621.18              | 303,058.78                  | 800,000.00                 | 300,798.20                  |                            | 1,403,856.98          | 303,058.78                  | 800,000.00                 | 300,798.20                  |                            | 1,403,856.98          |
| Support to Operations                                   |           | 35,375,797.47             | (500,000.00)                                     | 34,875,797.47             | 5,547,028.13                | 5,643,148.68               | 2,332,489.84                | 0.00                       | 13,522,666.65         | 5,547,028.13                | 5,253,909.75               | 1,882,129.69                | 0.00                       | 12,683,067.57         |
| PAP   |           |                           |  |                           |                             |                            |                             |                            |                       |                             |                            |                             |                            |                       |
| PS  |           |                           |  | 0.00                      |                             |                            |                             |                            | 0.00                  |                             |                            |                             |                            | 0.00                  |
| MOOE  |           | 32,410,684.73             |  | 32,410,684.73             | 4,610,000.00                | 5,000,095.51               | 2,332,489.84                |                            | 11,942,585.35         | 4,610,000.00                | 4,655,839.58               | 1,837,146.69                |                            | 11,102,986.27         |
| CO  |           | 2,965,112.74              | (500,000.00)                                     | 2,465,112.74              | 937,028.13                  | 643,053.17                 |                             |                            | 1,580,081.30          | 937,028.13                  | 598,070.17                 | 44,983.00                   |                            | 1,580,081.30          |
| Operations  |           | 37,374,241.98             | 1,300,000.00                                     | 38,674,241.98             | 11,986,792.50               | 8,580,863.69               | 3,734,083.65                | 0.00                       | 24,301,739.84         | 11,986,792.50               | 7,918,509.66               | 3,764,867.94                | 0.00                       | 23,670,170.10         |
| MFO 1 - Higher Education                                |           | 30,991,003.60             | 1,700,000.00                                     | 32,691,003.60             | 10,222,092.88               | 8,104,951.47               | 3,262,870.33                | 0.00                       | 21,589,914.68         | 10,222,092.88               | 7,445,917.44               | 3,305,526.62                | 0.00                       | 20,973,536.94         |
| PAP   |           |                           |  |                           |                             |                            |                             |                            |                       |                             |                            |                             |                            |                       |
| PS  |           | 599,553.66                |  | 599,553.66                | 586,641.78                  |                            |                             |                            | 586,641.78            | 586,641.78                  |                            |                             |                            | 586,641.78            |
| MOOE  |           | 18,873,702.46             |  | 18,873,702.46             | 3,920,451.10                | 3,104,765.46               | 831,031.41                  |                            | 7,856,247.97          | 3,920,451.10                | 3,081,161.46               | 839,735.41                  |                            | 7,841,347.97          |
| CO  |           | 11,517,747.48             | 1,700,000.00                                     | 13,217,747.48             | 5,715,000.00                | 5,000,186.01               | 2,431,838.92                |                            | 13,147,024.93         | 5,715,000.00                | 4,364,755.98               | 2,465,791.21                |                            | 12,545,547.19         |
| MFO 2 - Advanced Education                              |           | 0.00                      | 0.00   | 0.00                      | 0.00                        | 0.00                       | 0.00                        | 0.00                       | 0.00                  | 0.00                        | 0.00                       | 0.00                        | 0.00                       | 0.00                  |
| PAP   |           |                           |  |                           |                             |                            |                             |                            |                       |                             |                            |                             |                            |                       |
| PS  |           |                           |  | 0.00                      |                             |                            |                             |                            | 0.00                  |                             |                            |                             |                            | 0.00                  |
| MOOE  |           |                           |  | 0.00                      |                             |                            |                             |                            | 0.00                  |                             |                            |                             |                            | 0.00                  |
| CO  |           |                           |  | 0.00                      |                             |                            |                             |                            | 0.00                  |                             |                            |                             |                            | 0.00                  |
| MFO 3 - Research Services                               |           | 4,056,808.80              | (400,000.00)                                     | 3,656,808.80              | 964,699.62                  | 370,000.00                 | 331,999.41                  | 0.00                       | 1,666,699.03          | 964,699.62                  | 366,680.00                 | 320,127.41                  | 0.00                       | 1,651,507.03          |
| PAP   |           |                           |  |                           |                             |                            |                             |                            |                       |                             |                            |                             |                            |                       |
| PS  |           |                           |  | 0.00                      |                             |                            |                             |                            | 0.00                  |                             |                            |                             |                            | 0.00                  |
| MOOE  |           | 3,465,828.55              |  | 3,465,828.55              | 830,334.62                  | 370,000.00                 | 287,479.41                  |                            | 1,487,814.03          | 830,334.62                  | 366,680.00                 | 275,607.41                  |                            | 1,472,622.03          |
| CO  |           | 590,980.25                | (400,000.00)                                     | 190,980.25                | 134,365.00                  |                            | 44,520.00                   |                            | 178,885.00            | 134,365.00                  |                            | 44,520.00                   |                            | 178,885.00            |
| MFO 4 - Extension Services                              |           | 2,326,429.58              | 0.00   | 2,326,429.58              | 800,000.00                  | 105,912.22                 | 139,213.91                  | 0.00                       | 1,045,126.13          | 800,000.00                  | 105,912.22                 | 139,213.91                  | 0.00                       | 1,045,126.13          |
| PAP   |           |                           |  |                           |                             |                            |                             |                            |                       |                             |                            |                             |                            |                       |
| PS  |           |                           |  | 0.00                      |                             |                            |                             |                            | 0.00                  |                             |                            |                             |                            | 0.00                  |
| MOOE  |           | 1,826,429.58              |  | 1,826,429.58              | 800,000.00                  | 80,912.22                  | 56,128.45                   |                            | 937,040.67            | 800,000.00                  | 80,912.22                  | 56,128.45                   |                            | 937,040.67            |
| CO  |           | 500,000.00                |  | 500,000.00                |                             | 25,000.00                  | 83,085.46                   |                            | 108,085.46            |                             | 25,000.00                  | 83,085.46                   |                            | 108,085.46            |
| <b>TOTAL PRIOR YEAR'S BUDGET</b>                        |           | <b>81,009,861.95</b>      | <b>0.00</b>                                      | <b>81,009,861.95</b>      | <b>18,347,126.41</b>        | <b>15,624,013.09</b>       | <b>6,539,593.19</b>         | <b>0.00</b>                | <b>40,510,732.69</b>  | <b>18,347,126.41</b>        | <b>14,552,690.73</b>       | <b>6,130,779.83</b>         | <b>0.00</b>                | <b>39,030,596.97</b>  |
| <b>GRAND TOTAL</b>                                      |           | <b>294,711,861.95</b>     | <b>0.00</b>                                      | <b>294,711,861.95</b>     | <b>33,866,066.63</b>        | <b>38,292,135.89</b>       | <b>55,134,142.74</b>        | <b>0.00</b>                | <b>127,292,345.05</b> | <b>33,866,066.63</b>        | <b>36,494,439.74</b>       | <b>50,874,578.84</b>        | <b>0.00</b>                | <b>121,235,085.21</b> |

**STATEMENT OF APPROVED BUDGET, UTILIZATIONS, DISBURSEMENTS AND BALANCES**  
As of the Quarter Ending September 30, 2014

Department : State Universities and Colleges  
 Agency : ISABELA STATE UNIVERSITY  
 Operating Unit : ISU SYSTEM  
 Organization Code (UACS) : 08 023 00 00000  
 Funding Source Code (as clustered) : 206441-SB164

FAR 2

| Particulars                               | UACS CODE | Approved Budget           |  |                           | Budget Utilization          |                            |                             |                            |                      | Disbursements               |                            |                             |                            |                      |
|---|-----------|---------------------------|--|---------------------------|-----------------------------|----------------------------|-----------------------------|----------------------------|----------------------|-----------------------------|----------------------------|-----------------------------|----------------------------|----------------------|
|   |           | Approved Budgeted Revenue | Adjustments (Additions, Reductions, Realignment) | Adjusted Budgeted Revenue | 1st Quarter Ending March 31 | 2nd Quarter Ending June 30 | 3rd Quarter Ending Sept. 30 | 4th Quarter Ending Dec. 31 | Total                | 1st Quarter Ending March 31 | 2nd Quarter Ending June 30 | 3rd Quarter Ending Sept. 30 | 4th Quarter Ending Dec. 31 | Total                |
| 1   | 2         | 3                         | 4.00   | 5=[3+(-)4]                | 6                           | 7                          | 8                           | 9                          | 10=(6+7+8+9)         | 11                          | 12                         | 13                          | 14                         | 15=(11+12+13+14)     |
| <b>I. Agency Approved Budget</b>          |           |                           |  |                           |                             |                            |                             |                            |                      |                             |                            |                             |                            |                      |
| <i>General Administration and Support</i> |           |                           |  |                           |                             |                            |                             |                            |                      |                             |                            |                             |                            |                      |
| General Administration and Supervision    |           |                           |  |                           |                             |                            |                             |                            |                      |                             |                            |                             |                            |                      |
| PAP                                       |           | 34,367,000.00             | 0.00   | 34,367,000.00             | 2,523,000.00                | 3,223,468.75               | 5,165,947.00                | 0.00                       | 10,912,415.75        | 2,523,000.00                | 3,188,568.75               | 4,641,191.05                | 0.00                       | 10,352,759.80        |
| PS  |           | 7,406,000.00              |  | 7,406,000.00              | 141,000.00                  | 804,250.00                 | 1,155,000.00                |                            | 2,100,250.00         | 141,000.00                  | 804,250.00                 | 1,155,000.00                |                            | 2,100,250.00         |
| MOOE                                      |           | 17,884,000.00             |  | 17,884,000.00             | 1,418,000.00                | 1,418,298.04               | 3,488,001.10                |                            | 6,324,299.14         | 1,418,000.00                | 1,383,398.04               | 3,092,072.67                |                            | 5,893,470.71         |
| CO  |           | 9,077,000.00              |  | 9,077,000.00              | 964,000.00                  | 1,000,920.71               | 522,945.90                  |                            | 2,487,866.61         | 964,000.00                  | 1,000,920.71               | 394,118.38                  |                            | 2,359,039.09         |
| Support to Operations                     |           |                           |  |                           |                             |                            |                             |                            |                      |                             |                            |                             |                            |                      |
| PAP                                       |           | 38,224,000.00             | 0.00   | 38,224,000.00             | 5,483,464.26                | 5,405,478.75               | 12,847,270.91               | 0.00                       | 23,736,213.92        | 5,483,464.26                | 5,210,719.96               | 10,465,870.09               | 0.00                       | 21,160,054.31        |
| PS  |           |                           |  | 0.00                      |                             |                            |                             |                            | 0.00                 |                             |                            |                             |                            | 0.00                 |
| MOOE                                      |           | 33,854,000.00             |  | 33,854,000.00             | 5,483,464.26                | 5,276,030.81               | 10,529,049.75               |                            | 21,288,544.82        | 5,483,464.26                | 5,084,552.02               | 8,156,887.93                |                            | 18,724,904.21        |
| CO  |           | 4,370,000.00              |  | 4,370,000.00              |                             | 129,447.94                 | 2,318,221.16                |                            | 2,447,669.10         |                             | 126,167.94                 | 2,308,982.16                |                            | 2,435,150.10         |
| Operations                                |           |                           |  |                           |                             |                            |                             |                            |                      |                             |                            |                             |                            |                      |
| MFO 1 - Higher Education                  |           |                           |  |                           |                             |                            |                             |                            |                      |                             |                            |                             |                            |                      |
| PAP                                       |           | 141,111,000.00            | 0.00   | 141,111,000.00            | 7,512,475.96                | 14,039,175.10              | 30,581,331.64               | 0.00                       | 52,132,982.70        | 7,512,475.96                | 13,542,460.30              | 29,636,737.87               | 0.00                       | 50,691,674.13        |
| PS  |           | 124,527,000.00            | 0.00   | 124,527,000.00            | 7,426,020.04                | 13,951,679.51              | 29,562,636.92               | 0.00                       | 50,940,336.47        | 7,426,020.04                | 13,468,189.16              | 28,728,063.42               | 0.00                       | 49,622,272.62        |
| MOOE                                      |           | 50,247,000.00             |  | 50,247,000.00             | 4,583,329.04                | 10,153,242.06              | 14,611,025.17               |                            | 29,347,596.27        | 4,583,329.04                | 10,153,242.06              | 14,607,997.81               |                            | 29,344,568.91        |
| CO  |           | 37,231,000.00             |  | 37,231,000.00             | 2,500,000.00                | 2,644,081.49               | 6,851,467.47                |                            | 11,995,548.96        | 2,500,000.00                | 2,554,476.25               | 6,435,647.53                |                            | 11,490,123.78        |
| MFO 2 - Advanced Education                |           |                           |  |                           |                             |                            |                             |                            |                      |                             |                            |                             |                            |                      |
| PAP                                       |           | 37,049,000.00             | 0.00   | 37,049,000.00             | 342,691.00                  | 1,154,355.96               | 8,100,144.28                | 0.00                       | 9,597,191.24         | 342,691.00                  | 760,470.85                 | 7,684,418.08                | 0.00                       | 8,787,579.93         |
| PS  |           | 0.00                      | 0.00   | 0.00                      | 0.00                        | 0.00                       | 0.00                        | 0.00                       | 0.00                 | 0.00                        | 0.00                       | 0.00                        | 0.00                       | 0.00                 |
| MOOE                                      |           |                           |  | 0.00                      |                             |                            |                             |                            | 0.00                 |                             |                            |                             |                            | 0.00                 |
| CO  |           |                           |  | 0.00                      |                             |                            |                             |                            | 0.00                 |                             |                            |                             |                            | 0.00                 |
| MFO 3 - Research Services                 |           |                           |  |                           |                             |                            |                             |                            |                      |                             |                            |                             |                            |                      |
| PAP                                       |           | 9,339,000.00              | 0.00   | 9,339,000.00              | 86,455.92                   | 0.00                       | 653,818.05                  | 0.00                       | 740,273.97           | 86,455.92                   | 0.00                       | 616,479.33                  | 0.00                       | 702,935.25           |
| PS  |           |                           |  | 0.00                      |                             |                            |                             |                            | 0.00                 |                             |                            |                             |                            | 0.00                 |
| MOOE                                      |           | 9,239,000.00              |  | 9,239,000.00              | 78,755.92                   |                            | 624,828.05                  |                            | 703,583.97           | 78,755.92                   |                            | 587,489.33                  |                            | 666,245.25           |
| CO  |           | 100,000.00                |  | 100,000.00                | 7,700.00                    |                            | 28,990.00                   |                            | 36,690.00            | 7,700.00                    |                            | 28,990.00                   |                            | 36,690.00            |
| MFO 4 - Extension Services                |           |                           |  |                           |                             |                            |                             |                            |                      |                             |                            |                             |                            |                      |
| PAP                                       |           | 7,245,000.00              | 0.00   | 7,245,000.00              | 0.00                        | 87,495.59                  | 364,876.67                  | 0.00                       | 452,372.26           | 0.00                        | 74,271.14                  | 292,195.12                  | 0.00                       | 366,466.26           |
| PS  |           |                           |  | 0.00                      |                             |                            |                             |                            | 0.00                 |                             |                            |                             |                            | 0.00                 |
| MOOE                                      |           | 6,779,000.00              |  | 6,779,000.00              |                             | 87,495.59                  | 342,452.13                  |                            | 429,947.72           |                             | 74,271.14                  | 269,770.58                  |                            | 344,041.72           |
| CO  |           | 466,000.00                |  | 466,000.00                |                             |                            | 22,424.54                   |                            | 22,424.54            |                             |                            | 22,424.54                   |                            | 22,424.54            |
| <b>TOTAL</b>                              |           | <b>213,702,000.00</b>     | <b>0.00</b>                                      | <b>213,702,000.00</b>     | <b>15,518,940.22</b>        | <b>22,668,122.60</b>       | <b>48,594,549.55</b>        | <b>0.00</b>                | <b>86,781,612.37</b> | <b>15,518,940.22</b>        | <b>21,941,749.01</b>       | <b>44,743,799.01</b>        | <b>0.00</b>                | <b>82,204,488.24</b> |





**STATEMENT OF APPROVED BUDGET, UTILIZATIONS, DISBURSEMENTS AND BALANCES**  
As of the Quarter Ending September 30, 2014


Department : State Universities and Colleges  
 Agency : ISABELA STATE UNIVERSITY  
 Operating Unit : ISU SYSTEM  
 Organization Code (UACS) : 08 023 00 00000  
 Funding Source Code (as clustered) : 206441-SB164

FAR 2

| Particulars  | UACS CODE | Approved Budget           |  |                           | Budget Utilization          |                            |                             |                            |                       | Disbursements               |                            |                             |                            |                       |
|--|-----------|---------------------------|--|---------------------------|-----------------------------|----------------------------|-----------------------------|----------------------------|-----------------------|-----------------------------|----------------------------|-----------------------------|----------------------------|-----------------------|
|  |           | Approved Budgeted Revenue | Adjustments (Additions, Reductions, Realignment) | Adjusted Budgeted Revenue | 1st Quarter Ending March 31 | 2nd Quarter Ending June 30 | 3rd Quarter Ending Sept. 30 | 4th Quarter Ending Dec. 31 | Total                 | 1st Quarter Ending March 31 | 2nd Quarter Ending June 30 | 3rd Quarter Ending Sept. 30 | 4th Quarter Ending Dec. 31 | Total                 |
| 1  | 2         | 3                         | 4.00   | 5=[3+(-)4]                | 6                           | 7                          | 8                           | 9                          | 10=(6+7+8+9)          | 11                          | 12                         | 13                          | 14                         | 15=(11+12+13+14)      |
| PS   |           | 58,252,553.66             | 0.00   | 58,252,553.66             | 5,310,970.82                | 10,957,492.06              | 15,766,025.17               | 0.00                       | 32,034,488.05         | 5,310,970.82                | 10,957,492.06              | 15,762,997.81               | 0.00                       | 32,031,460.69         |
| MOOE   |           | 165,637,846.64            | 0.00   | 165,637,846.64            | 20,151,252.90               | 18,581,679.84              | 25,515,149.11               | 0.00                       | 64,248,081.85         | 20,151,252.90               | 17,861,562.03              | 21,733,470.00               | 0.00                       | 59,746,284.93         |
| CO   |           | 70,821,461.65             | 0.00   | 70,821,461.65             | 8,403,842.91                | 8,752,963.79               | 13,852,968.46               | 0.00                       | 31,009,775.16         | 8,403,842.91                | 7,675,385.85               | 13,378,111.03               | 0.00                       | 29,457,339.59         |
| <b>GRAND TOTAL</b>   |           | <b>294,711,861.95</b>     | <b>0.00</b>                                      | <b>294,711,861.95</b>     | <b>33,866,066.63</b>        | <b>38,292,135.69</b>       | <b>55,134,142.74</b>        | <b>0.00</b>                | <b>127,292,345.06</b> | <b>33,866,066.63</b>        | <b>36,494,439.74</b>       | <b>50,874,578.84</b>        | <b>0.00</b>                | <b>121,235,085.21</b> |
| Recapitulation by MFO:   |           |                           |  |                           |                             |                            |                             |                            |                       |                             |                            |                             |                            |                       |
| MFO 1  |           | 165,518,003.60            | 1,700,000.00                                     | 157,218,003.60            | 17,648,112.92               | 22,056,630.98              | 32,825,507.25               | 0.00                       | 72,530,251.15         | 17,648,112.92               | 20,914,106.60              | 32,033,590.04               | 0.00                       | 70,595,809.56         |
| MFO 2  |           | 0.00                      | 0.00   | 0.00                      | 0.00                        | 0.00                       | 0.00                        | 0.00                       | 0.00                  | 0.00                        | 0.00                       | 0.00                        | 0.00                       | 0.00                  |
| MFO 3  |           | 13,395,808.80             | (400,000.00)                                     | 12,995,808.80             | 1,051,155.54                | 370,000.00                 | 985,817.46                  | 0.00                       | 2,406,973.00          | 1,051,155.54                | 366,680.00                 | 936,606.74                  | 0.00                       | 2,354,442.28          |
| MFO 4  |           | 9,571,429.58              | 0.00   | 9,571,429.58              | 800,000.00                  | 193,407.81                 | 504,090.58                  | 0.00                       | 1,497,498.39          | 800,000.00                  | 180,183.36                 | 431,409.03                  | 0.00                       | 1,411,592.39          |
| OF WHICH:  |           |                           |  |                           |                             |                            |                             |                            |                       |                             |                            |                             |                            |                       |
| Major Programs/Projects  |           |                           |  |                           |                             |                            |                             |                            |                       |                             |                            |                             |                            |                       |
| KRA No. 1 - Anti-Corruption, Transparent, Accountable and Participatory Governance |           |                           |  |                           |                             |                            |                             |                            |                       |                             |                            |                             |                            |                       |
| Program Budgeting: MPP   |           |                           |  |                           |                             |                            |                             |                            |                       |                             |                            |                             |                            |                       |
| Other Major Programs and Projects and monitored by the President through PMS PAP   |           |                           |  |                           |                             |                            |                             |                            |                       |                             |                            |                             |                            |                       |
| ...continue down to the last PAP   |           |                           |  |                           |                             |                            |                             |                            |                       |                             |                            |                             |                            |                       |
| ...continue down to the last Program Budgeting                                     |           |                           |  |                           |                             |                            |                             |                            |                       |                             |                            |                             |                            |                       |
| ...continue down to the last KRA   |           |                           |  |                           |                             |                            |                             |                            |                       |                             |                            |                             |                            |                       |

Certified Correct:  
  
 GILDA B. MALA, CPA  
 University Director, Finance Services  
 Date: \_\_\_\_\_

Certified Correct:  
  
 MARILYN Z. CUREG, CPA  
 Chief Accountant  
 Date: \_\_\_\_\_

Approved By:  
  
 ALETH M. MAMAUAG, Ph.D.  
 President  
 Date: \_\_\_\_\_

*012-OP-X/7/2014*

**STATEMENT OF APPROVED BUDGET, UTILIZATIONS, DISBURSEMENTS AND BALANCES**  
As of the Quarter Ending March 31, 2014

Department : State Universities and Colleges  
 Agency : ISABELA STATE UNIVERSITY  
 Operating Unit : ISU SYSTEM  
 Organization Code (UAC) : 06 023 00 0000  
 Funding Source Code (as clustered) : FUND 161 IGE

| Particulars   | UACS CODE | Approved Budget           |  |                           | Budget Utilization |                |                 |                |              | Disbursements   |                |                 |                |                  | BALANCES      |                                       |                            |
|---|-----------|---------------------------|--|---------------------------|--------------------|----------------|-----------------|----------------|--------------|-----------------|----------------|-----------------|----------------|------------------|---------------|---------------------------------------|----------------------------|
|   |           | Approved Budgeted Revenue | Adjustments (Additions, Reductions, Realignment) | Adjusted Budgeted Revenue | 1st Quarter        | 2nd Quarter    | 3rd Quarter     | 4th Quarter    | Total        | 1st Quarter     | 2nd Quarter    | 3rd Quarter     | 4th Quarter    | Total            | Unused Budget | Unpaid Utilizations (10-16) = (17+18) |                            |
|   |           |                           |  |                           | Ending March 31    | Ending June 30 | Ending Sept. 30 | Ending Dec. 31 |              | Ending March 31 | Ending June 30 | Ending Sept. 30 | Ending Dec. 31 |                  |               | Due and Demandable / Accounts Payable | Not Yet Due and Demandable |
| 1   | 2         | 3                         | 4  | 5=[3+(-)4]                | 6                  | 7              | 8               | 9              | 10=(6+7+8+9) | 11              | 12             | 13              | 14             | 15=(11+12+13+14) | 16=(5-10)     | 17                                    | 18                         |
| <b>I. Agency Approved Budget</b>                        |           |                           |  |                           |                    |                |                 |                |              |                 |                |                 |                |                  |               |                                       |                            |
| <i>General Administration and Support</i>               |           |                           |  |                           |                    |                |                 |                |              |                 |                |                 |                |                  |               |                                       |                            |
| FUND 161 IGE  |           |                           |  |                           |                    |                |                 |                |              |                 |                |                 |                |                  |               |                                       |                            |
| PAP   |           |                           |  |                           |                    |                |                 |                |              |                 |                |                 |                |                  |               |                                       |                            |
| PS  |           |                           |  |                           |                    |                |                 |                |              |                 |                |                 |                |                  |               |                                       |                            |
| MOOE  |           |                           |  |                           |                    |                |                 |                |              |                 |                |                 |                |                  |               |                                       |                            |
| CO  |           |                           |  |                           |                    |                |                 |                |              |                 |                |                 |                |                  |               |                                       |                            |
| Support to Operations                                   |           |                           |  |                           |                    |                |                 |                |              |                 |                |                 |                |                  |               |                                       |                            |
| PAP   |           |                           |  |                           |                    |                |                 |                |              |                 |                |                 |                |                  |               |                                       |                            |
| PS  |           |                           |  |                           |                    |                |                 |                |              |                 |                |                 |                |                  |               |                                       |                            |
| MOOE  |           |                           |  |                           |                    |                |                 |                |              |                 |                |                 |                |                  |               |                                       |                            |
| CO  |           |                           |  |                           |                    |                |                 |                |              |                 |                |                 |                |                  |               |                                       |                            |
|   |           | 18,302,000                |  | 18,302,000                | 3,180,429          |                |                 |                | 3,180,429    | 2,629,196       |                |                 |                | 2,629,196        | 15,121,671    | 692,293                               |                            |
|   |           | 451,000                   |  | 451,000                   | 118,400            |                |                 |                | 118,400      | 9,900           |                |                 |                | 9,900            | 392,600       | 108,500                               |                            |
|   |           | 13,660,000                |  | 13,660,000                | 2,443,156          |                |                 |                | 2,443,156    | 2,088,299       |                |                 |                | 2,088,299        | 11,416,844    | 374,857                               |                            |
|   |           | 3,991,000                 |  | 3,991,000                 | 618,673            |                |                 |                | 618,673      | 549,937         |                |                 |                | 549,937          | 3,372,127     | 58,936                                |                            |
| <b>II. Prior Year's Budget/Continuing Appropriation</b> |           |                           |  |                           |                    |                |                 |                |              |                 |                |                 |                |                  |               |                                       |                            |
| <i>General Administration and Support</i>               |           |                           |  |                           |                    |                |                 |                |              |                 |                |                 |                |                  |               |                                       |                            |
| General Administration and Support                      |           |                           |  |                           |                    |                |                 |                |              |                 |                |                 |                |                  |               |                                       |                            |
| PAP   |           |                           |  |                           |                    |                |                 |                |              |                 |                |                 |                |                  |               |                                       |                            |
| PS  |           |                           |  |                           |                    |                |                 |                |              |                 |                |                 |                |                  |               |                                       |                            |
| MOOE  |           |                           |  |                           |                    |                |                 |                |              |                 |                |                 |                |                  |               |                                       |                            |
| CO  |           |                           |  |                           |                    |                |                 |                |              |                 |                |                 |                |                  |               |                                       |                            |
| Support to Operations                                   |           |                           |  |                           |                    |                |                 |                |              |                 |                |                 |                |                  |               |                                       |                            |
| PAP   |           |                           |  |                           |                    |                |                 |                |              |                 |                |                 |                |                  |               |                                       |                            |
| PS  |           |                           |  |                           |                    |                |                 |                |              |                 |                |                 |                |                  |               |                                       |                            |
| MOOE  |           |                           |  |                           |                    |                |                 |                |              |                 |                |                 |                |                  |               |                                       |                            |
| CO  |           |                           |  |                           |                    |                |                 |                |              |                 |                |                 |                |                  |               |                                       |                            |
|   |           | 12,211,960                |  | 12,211,960                | 626,507            |                |                 |                | 626,507      | 34,422          |                |                 |                | 34,422           | 11,585,353    | 592,086                               |                            |
|   |           | 5,711,880                 |  | 5,711,880                 | 592,462            |                |                 |                | 592,462      | 11,920          |                |                 |                | 11,920           | 5,129,378     | 570,562                               |                            |
|   |           | 6,500,000                 |  | 6,500,000                 | 44,025             |                |                 |                | 44,025       | 22,502          |                |                 |                | 22,502           | 6,455,975     | 21,523                                |                            |
|   |           | 12,211,960                | 0  | 12,211,960                | 626,507            |                |                 |                | 626,507      | 34,422          |                |                 |                | 34,422           | 11,585,353    | 592,086                               |                            |
| <b>TOTAL PRIOR YEAR'S BUDGET</b>                        |           |                           |  |                           |                    |                |                 |                |              |                 |                |                 |                |                  |               |                                       |                            |
| <b>GRAND TOTAL</b>                                      |           | 30,513,960                | 0  | 30,513,960                | 3,806,936          |                |                 |                | 3,806,936    | 2,663,568       |                |                 |                | 2,663,568        | 26,708,924    | 1,144,376                             |                            |
|   | PS        | 451,000                   |  | 451,000                   | 118,400            |                |                 |                | 118,400      | 9,900           |                |                 |                | 9,900            | 392,600       | 108,500                               |                            |
|   | MOOE      | 19,571,860                |  | 19,571,860                | 3,025,638          |                |                 |                | 3,025,638    | 2,090,219       |                |                 |                | 2,090,219        | 16,648,222    | 845,419                               |                            |
|   | CO        | 10,491,000                |  | 10,491,000                | 662,898            |                |                 |                | 662,898      | 572,439         |                |                 |                | 572,439          | 9,828,102     | 90,459                                |                            |
| <b>GRAND TOTAL</b>                                      |           | 30,513,960                |  | 30,513,960                | 3,806,936          |                |                 |                | 3,806,936    | 2,663,568       |                |                 |                | 2,663,568        | 26,708,924    | 1,144,376                             |                            |
| Receipts/Utilization by MFO:                            |           |                           |  |                           |                    |                |                 |                |              |                 |                |                 |                |                  |               |                                       |                            |
| MFO 1   |           |                           |  |                           |                    |                |                 |                |              |                 |                |                 |                |                  |               |                                       |                            |
| MFO 2   |           |                           |  |                           |                    |                |                 |                |              |                 |                |                 |                |                  |               |                                       |                            |

MFO 3  
MFO 4

OF WHICH:

Major Programs/Projects  
KRA No. 1 - Anti-Corruption, Transparent, Accountable  
and Participatory Governance

Program Budgeting:  
MPP

Other Major Programs and Projects  
and monitored by the President through PMS  
PAP

...continue down to the last PAP

...continue down to the last Program Budgeting

...continue down to the last KRA

Prepared by:

  
NENITA S. GENOVE


Date:

Certified Correct:

  
BENILDA G. LAMAN  
Accountant III


Date:

Recommending Approval:

  
OILDA G. NIALA, CPA  
Director, FMS

Date:

Approved By:

  
ALETH M. MANAUAD, Ph. D.  
Agency Head/Department Secretary

Date:



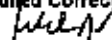
KRA No. 1 - Anti-Corruption, Transparent, Accountable and Participatory Governance


Program Budgeting:  
MPP

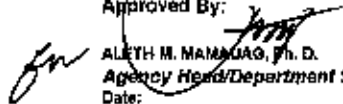
Other Major Programs and Projects  
and monitored by the President through PMS  
PAP

...continue down to the last PAP  
...continue down to the last Program Budgeting  
...continue down to the last KRA

Prepared by:  
  
NENTA S. GENOVE

Certified Correct:  
  
BENILDA G. LARAN  
Accountant III  
Date:

Recommending Approval:  
  
GILDA G. NIALA, CPA  
Director, PMS  
Date:

Approved By:  
  
ALETH M. MANGUAG, Ph. D.  
Agency Head/Department Secretary  
Date:

**STATEMENT OF APPROVED BUDGET, UTILIZATIONS, DISBURSEMENTS AND BALANCES**  
As of the Quarter Ending September 30, 2014

FAR No. 2

Department : State Universities and Colleges  
Agency : ISABELA STATE UNIVERSITY  
Operating Unit : ISLU SYSTEM  
Organization Code (UAG) : 08 023 00 0000  
Funding Source Code (as clustered) : FUND 161 IGE

| Particulars   | UACS CODE | Approved Budget           |   |                           | Budget Utilization |                |                 |                |              | Disbursements   |                |                 |                |                  | BALANCES          |                                      |                            |
|---|-----------|---------------------------|---|---------------------------|--------------------|----------------|-----------------|----------------|--------------|-----------------|----------------|-----------------|----------------|------------------|-------------------|--------------------------------------|----------------------------|
|   |           | Approved Budgeted Revenue | Adjustments (Additions, Reductions, Resignment) | Adjusted Budgeted Revenue | 1st Quarter        | 2nd Quarter    | 3rd Quarter     | 4th Quarter    | Total        | 1st Quarter     | 2nd Quarter    | 3rd Quarter     | 4th Quarter    | Total            | Unutilized Budget | Unpaid Utilizations                  |                            |
|   |           |                           |   |                           | Ending March 31    | Ending June 30 | Ending Sept. 30 | Ending Dec. 31 |              | Ending March 31 | Ending June 30 | Ending Sept. 30 | Ending Dec. 31 |                  |                   | Due and Demandable / Accrues Payable | Not Yet Due and Demandable |
| 1   | 2         | 3                         | 4   | 5=[3+(-)4]                | 6                  | 7              | 8               | 9              | 10=(6+7+8+9) | 11              | 12             | 13              | 14             | 15=(11+12+13+14) | 16=(5-10)         | 17                                   | 18                         |
| <b>I. Agency Approved Budget</b>                        |           |                           |   |                           |                    |                |                 |                |              |                 |                |                 |                |                  |                   |                                      |                            |
| <i>General Administration and Support</i>               |           |                           |   |                           |                    |                |                 |                |              |                 |                |                 |                |                  |                   |                                      |                            |
| FUND 161 IGE  |           |                           |   |                           |                    |                |                 |                |              |                 |                |                 |                |                  |                   |                                      |                            |
| PAP   |           |                           |   |                           |                    |                |                 |                |              |                 |                |                 |                |                  |                   |                                      |                            |
| PS  |           |                           |   |                           |                    |                |                 |                |              |                 |                |                 |                |                  |                   |                                      |                            |
| MOOE  |           |                           |   |                           |                    |                |                 |                |              |                 |                |                 |                |                  |                   |                                      |                            |
| Fin Exp. (if applicable)                                |           |                           |   |                           |                    |                |                 |                |              |                 |                |                 |                |                  |                   |                                      |                            |
| CO  |           |                           |   |                           |                    |                |                 |                |              |                 |                |                 |                |                  |                   |                                      |                            |
| Support to Operations                                   |           |                           |   |                           |                    |                |                 |                |              |                 |                |                 |                |                  |                   |                                      |                            |
|   |           | 18,302,000                | 1,759,185                                       | 20,061,185                | 3,180,430          | 6,245,748      | 7,670,656       |                | 18,098,834   | 2,828,138       | 4,757,220      | 7,174,762       |                | 14,660,118       | 3,964,361         | 1,638,716                            |                            |
|   |           | 451,000                   | 170,500   | 621,500                   | 116,400            | 146,585        | 119,970         |                | 368,965      | 8,900           | 173,007        | 88,714          |                | 271,621          | 234,545           | 115,334                              |                            |
|   |           | 13,860,000                | 1,068,885                                       | 14,948,885                | 2,443,157          | 4,898,493      | 4,934,277       |                | 12,268,927   | 2,083,289       | 4,374,293      | 4,571,232       |                | 11,013,824       | 2,881,758         | 1,253,103                            |                            |
|   |           | 3,891,000                 | 500,000   | 4,491,000                 | 818,873            | 207,670        | 2,616,409       |                | 3,442,662    | 548,937         | 209,920        | 2,514,816       |                | 3,274,878        | 1,048,046         | 168,279                              |                            |
| <b>II. Prior Year's Budget/Continuing Appropriation</b> |           |                           |   |                           |                    |                |                 |                |              |                 |                |                 |                |                  |                   |                                      |                            |
| <i>General Administration and Support</i>               |           |                           |   |                           |                    |                |                 |                |              |                 |                |                 |                |                  |                   |                                      |                            |
| General Administration and Support                      |           |                           |   |                           |                    |                |                 |                |              |                 |                |                 |                |                  |                   |                                      |                            |
| PAP   |           |                           |   |                           |                    |                |                 |                |              |                 |                |                 |                |                  |                   |                                      |                            |
| PS  |           |                           |   |                           |                    |                |                 |                |              |                 |                |                 |                |                  |                   |                                      |                            |
| MOOE  |           |                           |   |                           |                    |                |                 |                |              |                 |                |                 |                |                  |                   |                                      |                            |
| Fin Exp. (if applicable)                                |           |                           |   |                           |                    |                |                 |                |              |                 |                |                 |                |                  |                   |                                      |                            |
| CO  |           |                           |   |                           |                    |                |                 |                |              |                 |                |                 |                |                  |                   |                                      |                            |
| Support to Operations                                   |           |                           |   |                           |                    |                |                 |                |              |                 |                |                 |                |                  |                   |                                      |                            |
|   |           | 12,211,960                |   | 12,211,960                | 628,607            | 0              |                 |                | 628,607      | 34,422          | 0              |                 |                | 34,422           | 11,585,363        | 682,095                              |                            |
|   |           | 0.00                      |   | 0.00                      | 0.00               | 0.00           | 0.00            |                | 0.00         | 0.00            | 0.00           | 0.00            |                | 0.00             | 0.00              | 0.00                                 |                            |
|   |           | 5,711,880                 |   | 5,711,880                 | 582,482            | 0              | 0               |                | 582,482      | 11,920          | 0              | 0               |                | 11,920           | 5,129,378         | 570,582                              |                            |
|   |           | 6,500,000                 |   | 6,500,000                 | 44,025             | 0              | 0               |                | 44,025       | 22,502          | 0              | 0               |                | 22,502           | 6,455,975         | 21,523                               |                            |
| <b>TOTAL PRIOR YEAR'S BUDGET</b>                        |           | 12,211,960                |   | 12,211,960                | 628,607            | 0              | 0               |                | 628,607      | 34,422          | 0              | 0               |                | 34,422           | 11,585,363        | 682,095                              |                            |
| <b>GRAND TOTAL</b>                                      |           | 30,513,960                | 1,759,185                                       | 32,273,045                | 3,809,037          | 6,245,748      | 7,670,656       |                | 18,723,341   | 2,862,568       | 4,757,220      | 7,174,762       |                | 14,694,540       | 15,549,704        | 2,128,801                            |                            |
|   |           | 451,000                   | 170,500   | 621,500                   | 116,400            | 146,585        | 119,970         |                | 368,966      | 8,900           | 173,007        | 88,714          |                | 271,621          | 332,800           | 115,334                              |                            |
|   |           | 19,571,880                | 1,068,885                                       | 20,680,645                | 3,026,639          | 4,898,493      | 4,934,277       |                | 12,849,409   | 2,080,219       | 4,374,293      | 4,571,232       |                | 11,025,744       | 19,546,222        | 1,823,665                            |                            |
|   |           | 10,491,000                | 500,000   | 10,991,000                | 682,898            | 207,670        | 2,616,409       |                | 3,488,977    | 572,438         | 209,920        | 2,514,816       |                | 3,297,176        | 9,829,102         | 169,902                              |                            |
| <b>GRAND TOTAL</b>                                      |           | 30,513,960                | 1,759,185                                       | 32,273,045                | 3,809,037          | 6,245,748      | 7,670,656       |                | 16,723,341   | 2,562,889       | 4,757,220      | 7,174,762       |                | 14,594,540       | 15,549,704        | 2,128,801                            |                            |
| <b>Recapitulation by MFO:</b>                           |           |                           |   |                           |                    |                |                 |                |              |                 |                |                 |                |                  |                   |                                      |                            |
| MFO 1   |           |                           |   |                           |                    |                |                 |                |              |                 |                |                 |                |                  |                   |                                      |                            |
| MFO 2   |           |                           |   |                           |                    |                |                 |                |              |                 |                |                 |                |                  |                   |                                      |                            |
| MFO 3   |           |                           |   |                           |                    |                |                 |                |              |                 |                |                 |                |                  |                   |                                      |                            |
| MFO 4   |           |                           |   |                           |                    |                |                 |                |              |                 |                |                 |                |                  |                   |                                      |                            |
| <b>OF WHICH:</b>  |           |                           |   |                           |                    |                |                 |                |              |                 |                |                 |                |                  |                   |                                      |                            |

|  |  |  |  |  |  |  |  |  |  |  |  |  |  |  |  |  |
|--|--|--|--|--|--|--|--|--|--|--|--|--|--|--|--|--|
| <p>Major Programs/Projects</p> <p>KRA No. 1 - Anti-Corruption, Transparent, Accountable and Participatory Governance</p> <p>Program Budgeting:<br/>MPP</p> <p>Other Major Programs and Projects and monitored by the President through PMS PAP</p> <p>...continue down to the last PAP<br/>...continue down to the last Program Budgeting<br/>...continue down to the last KRA</p> |  |  |  |  |  |  |  |  |  |  |  |  |  |  |  |  |
|--|--|--|--|--|--|--|--|--|--|--|--|--|--|--|--|--|

|   |  |  |   |
|---|--|--|---|
| <p>Prepared by:</p> <p><i>[Signature]</i><br/>NENITA S. GENOVE</p> <p>Date:</p> | <p>Certified Correct:</p> <p><i>[Signature]</i><br/>BENILDA G. LAMAN<br/>Accountant III</p> <p>Date:</p> | <p>Recommending Approval:</p> <p><i>[Signature]</i><br/>GILDA G. SINGA, CPA<br/>Director, FMC</p> <p>Date:</p> | <p>Approved By:</p> <p><i>[Signature]</i><br/>ALETH M. MANUAG, Ph. D.<br/>Agency Head/Department Secretary</p> <p>Date:</p> |
|---|--|--|---|