

QUARTERLY PHYSICAL REPORT OF OPERATION
As of March 31, 2014

Department : STATE UNIVERSITIES AND COLLEGES
Agency : ISABELA STATE UNIVERSITY
Operating Unit :
Organization Code (UACS) : 08 023 0000000

x	Current Year Appropriations
	Supplemental Appropriations
	Continuing Appropriations
	Off-Budget Account

PARTICULARS	UACS CODE	Physical Targets					Physical Accomplishments					Variance as of 3.31.14	Remarks
		1st QTR	2nd QTR	3rd QTR	4th QTR	Total	1st QTR	2nd QTR	3rd QTR	4th QTR	Total		
1	2	3	4	5	6	7=(3+4+5+6)	8	9	10	11	12=(8+9+10+11)	13	14
PART A													
I. OPERATIONS:													
MFO 1- HIGHER EDUCATION	300000000												
P1- Number of FTE students	301000000	21481.27	21481.27	21481.27	21481.27	85925.08	36478.22					14996.95	Increased enrollment
P2- Percentage of accredited programs		71	71	71	71	71(AVE)	71					0	
P3-Average Passing rate in PRC Licensure Exam		2	3	3	3	11	2					0	
MFO 2-ADVANCED EDUCATION	302000000												
P1- Number of FTE students		104.21	104.21	104.21	104.21	416.84	214					109.79	Increased enrollment
P2- Percentage of accredited programs		10	10	10	10	10(AVE)	10					0	
MFO 3-RESEARCH SERVICES	303000000												
P1-No. of Research Output presented in Regional & International For a		18	18	18	17	71	1					-17	
P2-No. of research output published in refereed journal		5	5	5	6	21	0					-5	
P3-No. of researches externally funded		3	3	3	3	12	17					14	
MFO 4-TECHNICAL ADVISORY EXTENSION SERVICES	304000000												
P1-No. of beneficiaries served		1125	1125	1125	1125	4500	1274					149	
P2- No. of Technology transferred		25	25	25	25	100	53					28	
P3-No. of LGUs assisted		15	15	15	15	60	13					0	

Prepared by:  EQUELITA PEREZ
University Planning Officer

 GILDA G. MALA
Director, Finance Services

Approved by:  ALETH M. MAMAUAG, Ph.D.
University President

QUARTERLY PHYSICAL REPORT OF OPERATION
As of June 30, 2014

BAR NO. 1

Department : STATE UNIVERSITIES AND COLLEGES
Agency : ISABELA STATE UNIVERSITY
Operating Unit :
Organization Code (UACS) : 08 023 0000000

x	Current Year Appropriations
	Supplemental Appropriations
	Continuing Appropriations
	Off-Budget Account

PARTICULARS 1	UACS CODE 2	Physical Targets					Physical Accomplishments					Variance as of 3.31.14 13	Remarks 14	
		1st QTR 3	2nd QTR 4	3rd QTR 5	4th QTR 6	Total 7=(3+4+5+6)	1st QTR 8	2nd QTR 9	3rd QTR 10	4th QTR 11	Total =(8+9+10+11)			
I. OPERATIONS:														
MFO 1- HIGHER EDUCATION	300000000													
P1- Number of FTE students	301000000													
P2- Percentage of accredited programs		21481.27	21481.27	21481.27	21481.27	85925.08	36478.22	46347.33					24866.06	Increased enrollment
P3-Average Passing rate in PRC Licensure Exam		71	71	71	71	71(AVE)	71	71					0	
		2	3	3	3	11	2	1					-2	Two PRC exams re-scheduled the ff. quarter
MFO 2-ADVANCED EDUCATION	302000000													
P1- Number of FTE students		104.21	104.21	104.21	104.21	416.84	214	409.11					304.9	Increased enrollment
P2- Percentage of accredited programs		10	10	10	10	10(AVE)	10	10					0	
MFO 3-RESEARCH SERVICES	303000000													
P1-No. of Research Output presented in Regional & International For a		18	18	18	17	71	1	27					9	
P2-No. of research output published in refereed journal		5	5	5	6	21	0	12					7	
P3-No. of researches externally funded		3	3	3	3	12	17	23					20	
MFO 4-TECHNICAL ADVISORY EXTENSION SERVICES	304000000													
P1-No. of beneficiaries served		1125	1125	1125	1125	4500	1274	1274					149	
P2- No. of Technology transferred		25	25	25	25	100	53	53					28	
P3-No. of LGUs assisted		15	15	15	15	60	15	11					-4	Some MOA/MOU with LGUs were not renewed yet

Prepared by:

Approved by:

EXEQUIEL M. PEREZ
University Planning Officer

GILDA G. NIALA
Director, Finance Services


ALETH M. MAMAUAG, Ph.D.
University President

QUARTERLY PHYSICAL REPORT OF OPERATION
As of September 30, 2014

DBM - R02
RECEIVED

BAR NO. 1

Department : STATE UNIVERSITIES AND COLLEGES
Agency : ISABELA STATE UNIVERSITY
Operating Unit :
Organization Code (UACS) : 08 023 0000000

By: 
Date: 10-30-14
Time: 1:10 pm

PARTICULARS	UACS CODE	Physical Targets					Physical Accomplishments					Variance as of 9.30.14	Remarks
		1st QTR	2nd QTR	3rd QTR	4th QTR	Total	1st QTR	2nd QTR	3rd QTR	4th QTR	Total		
1	2	3	4	5	6	7=(3+4+5+6)	8	9	10	11	12=(8+9+10+11)	13	14
PART A													
I. OPERATIONS:	300000000												
MFO 1- HIGHER EDUCATION	301000000												
P1- Number of FTE students		21481.27	21481.27	21481.27	21481.27	85925.08	36478.22	46347.33	43228.72		126054.27	40129.19	Increased enrollment
P2- Percentage of accredited programs		71	71	71	71	71(AVE)	75.53%=(71/94)	75.53%=(71/94)	75.53%=(71/94)		75.53%=(71/94)	4.53%	
P3-Average Passing rate in PRC Licensure Exam		40%/37%	40%/37%	40%/37%	40%/37%	40%/37%	57.65%/36.80%	33.09%/41.38%	57.67%/41.19%		49.47%/39.79%	9.47%/-2.79%	Two PRC exams re-scheduled the ff. quarter First Taker only
MFO 2-ADVANCED EDUCATION	302000000												
P1- Number of FTE students		104.21	104.21	104.21	104.21	416.84	214	409.11	234.28		857.39	440.55	Increased enrollment
P2- Percentage of accredited programs		10	10	10	10	10(AVE)	37%=(10/27)	37%=(10/27)	37%=(10/27)		37%=(10/27)	27%	
MFO 3-RESEARCH SERVICES	303000000												
P1-No. of Research Output presented in Regional & International For a		18	18	18	17	71	1	27	25		53	-18	
P2-No. of research output published in refereed journal		5	5	5	6	21	0	12	5		17	-4	
P3-No. of researches externally funded		3	3	3	3	12	17	23	5		45	33	
MFO 4-TECHNICAL ADVISORY EXTENSION SERVICES	304000000												
P1-No. of beneficiaries served		1125	1125	1125	1125	4500	1274	1274	1303		3851	-649	
P2- No. of Technology transferred		25	25	25	25	100	53	53	40		146	46	
P3-No. of LGUs assisted		15	15	15	15	60	15	11	15		41	-19	Some MOA/MOU with LGUs were not renewed yet

Prepared by:

Approved by:

EXEQUIEL M. PEREZ
University Planning Officer

GILDA G. MATA
Director, Finance Services

ALETH M. MAMAUAG, Ph.D.
University President

QUARTERLY PHYSICAL REPORT OF OPERATION
As of December 31, 2014

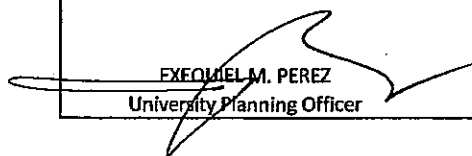
Department : STATE UNIVERSITIES AND COLLEGES
Agency : ISABELA STATE UNIVERSITY
Operating Unit :
Organization Code (UACS) : 08 023 0000000

x	Current Year Appropriations
	Supplemental Appropriations
	Continuing Appropriations
	Off-Budget Account


PARTICULARS	UACS CODE	Physical Targets					Physical Accomplishments					Variance as of 12.31.14	Remarks
		1st QTR	2nd QTR	3rd QTR	4th QTR	Total	1st QTR	2nd QTR	3rd QTR	4th QTR	Total		
1	2	3	4	5	6	7=(3+4+5+6)	8	9	10	11	12=(8+9+10+11)	13	14
PART A													
I. OPERATIONS:	300000000												
MFO 1- HIGHER EDUCATION	301000000												
P1- Number of FTE students		21481.27	21481.27	21481.27	21481.27	85925.08	36478.22	3,012.94	51,109.72	34,729.67	125,330.55	39,405.47	Increased enrollment
P2- Percentage of accredited programs		71	71	71	71	71(AVE)	69	69	69	69	69	-2	Some programs were gradually phase-down
P3-Average Passing rate in PRC licensure Exam		2	3	3	3	11	2	1	1	2	6	-5	Two PRC exams re-scheduled the ff. quarter
MFO 2-ADVANCED EDUCATION	302000000												
P1- Number of FTE students		104.21	104.21	104.21	104.21	416.84	214	176.33	409.11	278.31	1077.75	660.91	Increased enrollment
P2- Percentage of accredited programs		10	10	10	10	10(AVE)	12	12	12	12	12	2	
MFO 3-RESEARCH SERVICES	303000000												
PI-No. of Research Output presented in Regional & International For a		18	18	18	17	71	1	27	25	18	101	30	
P2-No. of research output published in refereed journal		5	5	5	6	21	0	12	5	20	37	16	
P3-No. of researches externally funded		3	3	3	3	12	17	6	3	0	26	14	
MFO 4-TECHNICAL ADVISORY EXTENSION SERVICES	304000000												
PI-No. of beneficiaries served		1125	1125	1125	1125	4500	1274	1274	1303	1513	5364	149	
P2- No. of Technology transferred		25	25	25	25	100	53	53	40	2	148	28	
P3-No. of LGUs assisted		15	15	15	15	60	15	11	15	21	62	2	Some MOA/MOU with LGUs were not renewed yet

Prepared by:

Approved by:


EXEQUIEL M. PEREZ
University Planning Officer

GILDA G. NIALA
Director, Finance Services


ALETH M. MAMAUAG, Ph.D.
University President

QUARTERLY PHYSICAL REPORT OF OPERATION
As of December 31, 2014

Department : STATE UNIVERSITIES AND COLLEGES
Agency : ISABELA STATE UNIVERSITY
Operating Unit :
Organization Code (UACS) : 08 023 000000

x	Current Year Appropriations
	Supplemental Appropriations
	Continuing Appropriations
	Off-Budget Account

PARTICULARS	UACS CODE	Physical Targets					Physical Accomplishments					Variance as of 12.31.14	Remarks
		1st QTR	2nd QTR	3rd QTR	4th QTR	Total	1st QTR	2nd QTR	3rd QTR	4th QTR	Total		
1	2	3	4	5	6	7=(3+4+5+6)	8	9	10	11	12=(8+9+10+11)	13	14
PART A													
I. OPERATIONS:													
MFO 1- HIGHER EDUCATION													
30000000													
301000000													
P1- Total number of graduates		5891	234	0	187	6312	5643	234	0	290	6157	-145	
P2- % of total graduates that are in priority courses		43%=2538/5891	43%=101/234	0	43%=75/187	43%=2714/6312	53.49%=3151/5891	52%=20/234	0	52%=97/187	52%=3268/6312	9.00%	
P3- Average Passing % of licensure exams by the SUC graduates/national average % passing across all discipline covered by the SUC		40%/37%	40%/37%	40%/37%	40%/37%	40%/37%	59.14%	40.93%	51.35%	68.28%	54.93%	14.93%	Two PRC exams re-scheduled the ff. quarter
P4- % of programs accredited at:													
Level 1				16.47%=14/85	17.65%=15/85	33.33%=29/85			18.62%=16/85	18.82%=16/85	37.65%=32/85	4.90%	
Level 2				8.33%=6/74	8.33%=6/74	16.67%=12/69			15.94%=11/69	17.39%=12/69	33.33%=23/69	15.67%	
Level 3				13.16%=5/38	13.16%=5/38	24.32%=10/38			13.15%=5/38	15.79%=6/38	28.95%=11/38	4.03%	
Level 4				4.55%=1/22	4.55%=1/22	5.13%=2/22			4.55%=1/22	9.09%=2/22	13.64%=3/22	8.51%	
P5- % of graduates who finished academic program according to the prescribed timeframe		90%=5079/5643	0	0	0	90%=5079/5643	100%=5643/5643	0	0	0	100%=5643/5643	10%	
MFO 2-ADVANCED EDUCATION													
302000000													
P1- Total number of graduates		30	15	3	0	48	62	20	0	0	82	34	
P2- % of total graduates engaged in employment within six (6) months of graduation		90%=27/30	93%=14/15	67%=2/3	0	90%=43/48	98.39%=61/62	100%=20/20	0	0	98.78%=81/82	8.78%	
P3- % of students who rate timeliness of education delivery/supervision as good or better		65%=195/300	65%=39/60	65%=208/320	0	65%=442/680	80%=240/300	80%=48/60	88.13%=282/320	0	87.21%=393/680	22.21%	
MFO 3-RESEARCH SERVICES													
303000000													
P1- Number of research studies completed		15	15	15	15	60	15	17	15	24	71	11	
P2- For Levels 3-4: % of research outputs published in a recognized journal or submitted for patenting or patented		20%=3/15	27%=4/15	33%=5/15	27%=4/15	27%=16/60	0%=0/15	53.33%=8/15	40%=6/15	73.33%=11/15	41.67%=25/60	14.67%	
P3- % of research projects completed within the original project timeframe		85.71%=6/7	85.71%=6/7	75%=6/8	75%=6/8	80%=24/30	171.43%=12/7	157.14%=11/7	25%=2/8	0	116.67%=35/30	36.67%	
MFO 4-TECHNICAL ADVISORY EXTENSION SERVICES													
304000000													
P1- Number of persons trained weighted by the length of training		1250	1250	1150	1425	5175	1734	1433	1272	3879.25	6318.25	3143.25	
P2- Number of persons provided with technical advice		250	250	250	250	1000	314	240	289	953	1796	796	
P3- % of trainees who rate the training course as good or better		74%=793/1071	50%=541/1071	51%=551/1071	64%=687/1072	60%=2572/4285	61.34%=657/1071	92%=986/1071	73%=784/1071	56.52%=606/1072	70.78%=3033/4285	10.78%	
P4- % of trainees who rate the advisory services as good or better		60%=150/250	60%=150/250	60%=150/250	60%=150/250	60%=600/1000	98%=245/250	70%=191/250	95%=237/250	106.4%=266/250	93.9%=939/1000	33.90%	
P5- % of requests for training responded to within three (3) days of request		60%=9/15	60%=9/15	60%=9/15	60%=9/15	60%=36/60	100%=15/15	53.33%=8/15	66.67%=10/15	20%=3/15	60%=36/60		
P6- % of technical advice that are responded to within three (3) days		60%=150/250	60%=150/250	60%=150/250	60%=150/250	60%=600/1000	98%=244/250	76%=191/250	95%=237/250	90.8%=221/250	89.3%=899/1000	29.90%	
P7- % of persons who receive training or advisory services who rate timeliness of service delivery as good or better		74%=793/1071	74%=793/1071	74%=793/1071	74%=793/1071	60%=2572/4285	106.71%=1149/1071	87%=936/1071	18.77%=201/1071	29.88%=320/1071	60.68%=2600/4285	0.68%	

Prepared by:

EXEQUIEL M. PEREZ
University Planning Officer

GILDA G. NOLASCO
Director, Finance Services

Approved by:

ALETH M. MAMANAU, Ph.D.
University President